

# Junior Division Fair Book

## 2024



**Oneida County Fair**  
**July 25<sup>th</sup> - July 28th 2024**  
**Entry Deadline: July 10<sup>th</sup>**

**2024 ONEIDA COUNTY FAIR INC BOARD**

President – Kerry Bloedorn

Vice President – Stevie Henk

Treasurer – Susanne Tjugum

Secretary – Erica Sauer

Sarah Morris, Bri Wheeler, Alana Effinger,  
Bobbie Keso-Mode, Nicole Reinke, Julie Breivogel

## TABLE OF CONTENTS

Premise ID Information.....	01
DATCP Animal Health and Regulations.....	02
Department 5 – Goats.....	04
Department 7 – Poultry.....	06
Department 8 – Rabbits .....	09
Department 9 – Dogs.....	10
Department 10 Animal and Veterinary Science.....	12
Department 11 – Domesticated Exotic Animals.....	14
Department 13 – Cats.....	14
Department 14 – Plant and Soil Science .....	14
Department 15 – Flowers and Houseplants.....	17
Department 16 – Natural Sciences.....	19
Department 17 – Early Childhood Programs Grades K-3 -.....	24
Department 18 – Communication and Cultural Arts .....	27
Department 20 Photography.....	31
Department 21 – Computers.....	33
Department 22 – Woodworking.....	34
Department 23 – Electricity .....	35
Department 24 – Mechanical Sciences .....	37
Department 25 – Foods and Nutrition.....	41
Department 26 – Clothing .....	46
Department 27 – Knitting and Crocheting.....	49
Department 28 – Home Furnishings/Environment.....	50
Department 29 – Family and Child Development .....	52
Department 31 – Demonstration and Presentations.....	53
Department 32 – Youth Group Booths, Banners and Scrapbooks .....	54
Department 33 – Youth Leadership and Self-Determined Projects.....	55
Department 34 – Health and Citizenship .....	57
Department 35 – Educational and School Exhibits.....	59
Junior Fair Division Entry Forms .....	64
School Exhibit Entry Form .....	65
Animal ID & Vet Check.....	66

# WANT TO SHOW YOUR ANIMAL AT THE FAIR?

## REGISTER YOUR ANIMAL WITH THE STATE FIRST

The Wisconsin Livestock Premises Registration Act requires anyone who keeps, horses, or co-mingles livestock to register their premises (animals). Premises that are not currently licensed by the Department of Agriculture, Trade and Consumer Protection (DATCP) are required to register.

Registering your premises gives animal health officials a valuable tool when responding to animal disease outbreaks. It also allows livestock owners to stay informed about disease threats to their animals.

A state system with proper trace back and trace forward capabilities provides timely response to minimize the economic impact in the event of an animal disease outbreak. Our livestock industry is vitally important to the economic well-being of Wisconsin, which makes their safety a major issue for the state.

### HOW DO I REGISTER?

\*Register online at [www.datcp.state.wi.us/premises](http://www.datcp.state.wi.us/premises) and click on the link for Premises Registration System.

OR

\*Registrants may call **1-888-808-1910** to request a form.

Registering a livestock premises does NOT obligate the registrant to participate in animal ID or animal tracing.

### WHAT ANIMALS NEED TO BE REGISTERED BEFORE YOU SHOW THEM AT THE FAIR?

#### Livestock species include:

Goats

Poultry (chickens, turkeys, geese, ducks, guinea fowl, and squab)

Captive game birds (pheasants, quail, wild turkeys, migratory wildfowl, pigeons and exotic birds)

Sheep

Farm raised deer (elk, moose, caribou, reindeer and the subfamily musk deer)

Camelids (llamas, alpacas)

Ratites (rheas, ostriches, emu, cassowary, kiwi)

Fish (aquaculture farm)

#### But do not include:

Rabbits

Dogs

Cats

**\*PLEASE TURN IN YOUR PREMISE ID INFORMATION WITH FAIR ENTRY FORM  
BY JULY 10, 2024**



# Animal Health Regulations

Fairs and shows in Wisconsin: 2024 Season

This is a summary of animal health requirements for fairs, shows and exhibitions only. They are not necessarily the same as requirements for importing animals into Wisconsin or moving them within the state for other purposes. They may change if animal diseases occur in Wisconsin or elsewhere, so you should always check our website or contact us for current information.

*Ref. s. ATCP 10.87, Wis. Admin. Code*

## General Requirements for show organizers

All fairs or exhibitions of any length must obtain, review, and keep for five years all required records and test results:

- Exhibitor's name and address
- Animal identification (number, type, description, and, when required, official identification)

(See requirements for different animals below))

- Documents showing compliance with disease testing and other health requirements
- Livestock premises number, if any, where animals originated
- Documentation showing legal importation to the event (if applicable) and, when required, movement to the event (see requirements for different animals below)

**Fairs or exhibitions lasting more than 24 hours** must appoint a licensed veterinarian to inspect all animals daily.

**Please note:** Except in specific circumstances, if an animal already bears an official 840 ear tag, that ear tag must not be removed and additional official ear tags must not be applied. Instead, the existing ear tag must be read and recorded when a record of that animal is required. *(Ref. s. ATCP 10.045, Wis. Admin. Code)*

**These regulations apply** to all fairs and exhibitions, including additional events (like rodeos, shows, or other organized events) that occur in conjunction with the fair.

**Diseases Animals that show evidence of having contagious or infectious diseases** may not be commingled (or housed/kept) with other animals at a fair, show, or other exhibition in such a way as to allow disease to spread. Such animals should not attend the fair, show, or exhibition. Animals may be denied entry if they arrive at these events with contagious or infectious diseases, isolated and/or removed if they develop disease after arriving, or be subject to other action as would be necessary to control disease.

**Bovine animals with ringworm, mange, warts or scab** will be removed from the fair or exhibition premises, unless the veterinarian in charge finds warts or ringworm lesions are incapable of transmitting disease. AH-FR-100-P (01/2021)

## Poultry and waterfowl

***(Pigeons are not considered poultry for fairs and shows)***

Poultry and waterfowl from within Wisconsin need:

- A NPIP certificate stating that the birds originate from a US pullorum-typhoid clean

or NPIP affiliate flock and turkeys must test negative for *Mycoplasma gallisepticum*,  
or

- A DATCP-issued certificate stating they are from a Wisconsin Tested or Associate Flock and turkeys must test negative for *Mycoplasma gallisepticum*

or

- Individually test sexually mature birds within 90 days before arrival at the show. These birds also need wing or leg band identification (ID). All birds must test negative for pullorum typhoid, and turkeys must test negative for *Mycoplasma gallisepticum*.

**Poultry and waterfowl from outside Wisconsin** need a certificate of veterinary inspection or equivalent (such as form VS 9-3) that states:

- They originate from a flock classified pullorum-typhoid clean under NPIP or an equivalent state program and turkeys must test negative for *Mycoplasma gallisepticum*, or
- If they are sexually mature, that they have tested negative for pullorum-typhoid (and *Mycoplasma gallisepticum* for turkeys) within 90 days before arrival at the show. These birds also need wing or leg band ID.

Not required:

- Import permit number

*Requirements are subject to change as conditions warrant. For current information, check*

[\*https://datcp.wi.gov/Pages/Programs\\_Services/PoultryMovement.aspx.AH-FR-100-P \(01/2021\)\*](https://datcp.wi.gov/Pages/Programs_Services/PoultryMovement.aspx.AH-FR-100-P (01/2021))

## **Exotic Ruminants**

**Note:** Exotic ruminants are ruminants that are not native to Wisconsin, and are not cervids – for example, Old World camels, yaks, water buffalo, pronghorn antelope, giraffes, and non-domestic sheep and goats. In addition, please contact your county and local municipality for any restrictions.

**Exotic ruminants from within Wisconsin have no requirements.**

**Exotic ruminants from outside Wisconsin** must have

- Certificate of veterinary inspection (CVI or health certificate)
- Official individual identification (ID) as required for tuberculosis and brucellosis testing
- Import permit
- Proof written on the CVI that they meet requirements for:
  - Tuberculosis (TB) – negative test required within 60 days before entry
  - Brucellosis – negative test required within 30 days before entry

Please call 608-224-4872 beforehand to determine which TB test to use.

For information on obtaining an import permit:

- Online [\*https://datcp.wi.gov/Pages/Programs\\_Services/AnimalMovementPermits.aspx\*](https://datcp.wi.gov/Pages/Programs_Services/AnimalMovementPermits.aspx)
- Email [\*DATCPAnimalImports@wi.gov\*](mailto:DATCPAnimalImports@wi.gov)
- Call 608-224-4872

**Small animals: Dogs, domestic cats, and other household pets (ferrets pet birds, rabbits, gerbils, guinea pigs, hamsters, domestic mice and rats)**

**Note:** For animals that are part of menageries, see also rules below for menageries. Dog hybrids, domestic cat hybrids, or exotic small cat species such as servals fall under rules for Exotic small animals. Native wild animals and birds, including raptors, and captive wild animals such as raccoons, opossums, and skunks fall under rules for wild animals.

**Dogs from within Wisconsin** that are 5 months or older need proof of current rabies vaccination.

**Cats and other household pets from within Wisconsin have no requirements.**

**Dogs and cats from outside Wisconsin** that are 5 months or older need to be vaccinated for rabies by a licensed veterinarian, and regardless of age, need certificates of veterinary inspection (CVIs or health certificates) stating the age of the animal and for animals 5 months and older the date of last rabies vaccination and revaccination due date.

**Other household pets from outside Wisconsin** need certificates of veterinary inspection (CVIs or health certificates) but have no testing or vaccination requirements.

**Small animals from other nations** need to meet requirements of the U.S. Department of Agriculture (608-662-0600) and Centers for Disease Control (1-800-232-4636).

Requirements are subject to change as conditions warrant. For current information, check

### **Exotic small animals (any species not covered by “small animals” above), exotic large animals, and other wild animals**

**Note:** Local jurisdictions may have requirements beyond the state requirements listed here.

**Animals from within Wisconsin** do not have any requirements as long as they are legally possessed in Wisconsin.

**Animals from outside Wisconsin** generally have no testing or vaccination requirements, but do need:

- Certificate of veterinary inspection (CVI or health certificate)
- Import permit number

**Note: Some animals may not be brought to Wisconsin.** These are North American prairie dogs and the following African species: tree squirrels, rope squirrels, dormice, Gambian giant pouched rats, brush-tailed porcupines and striped mice. Some animals may require permits from the Wisconsin Department of Natural Resources. For information on obtaining an import permit:

- Online [https://datcp.wi.gov/Pages/Programs\\_Services/AnimalMovementPermits.aspx](https://datcp.wi.gov/Pages/Programs_Services/AnimalMovementPermits.aspx)
- Email [DATCPAnimalImports@wi.gov](mailto:DATCPAnimalImports@wi.gov)
- Call 608-224-4872

*Requirements are subject to change as conditions warrant. For current information, check*

*[https://datcp.wi.gov/Pages/Programs\\_Services/PetMovement.aspx.AH-FR-100-P\(01/2021\)](https://datcp.wi.gov/Pages/Programs_Services/PetMovement.aspx.AH-FR-100-P(01/2021))*

*TO OBTAIN A COPY OF THE 2021 ANIMAL HEALTH RULES AND/OR CHAPTER ATCP 160 COUNTY & DISTRICT FAIRS:*

*<https://datcp.wi.gov/Documents/FairRulesAnimals.pdf>*

## **DEPARTMENT 5 - GOATS ATCP 160.55**

Open to youth enrolled in 4-H goat projects or any other youth enrolled in goat-type projects/badges in an approved youth organization. All entries in this Department are judged using the Danish System

“Best of Show” ribbon will be awarded to one (1) animal exhibited in this Department.

The age of an animal for determining the appropriate lot is computed from the opening day of the fair. Male goats and goats with full natural horns may not be entered unless full natural horns are a standard for the specific breed. Does which have freshened shall be shown in the appropriate lot. All goats may be grade, purebred or cross. The age categories for dairy goats are as follows:

- (a) Junior doe kid; under 4 months of age.
- (b) Senior doe kid; at least 4 months but under 7 months of age.
- (c) Junior yearling doe; at least 7 months but under 12 months of age.
- (d) Senior yearling doe; at least 12 months but under 24 months of age and not freshened.
- (e) Yearling milker; under 2 years of age and in milk.
- (f) Junior milker; at least 2 years but under 3 years of age.
- (g) Mature milker; at least 3 years but under 5 years of age.
- (h) Aged milker; 5 years of age and older.

### **Class A Breed**

First through fourth premiums are awarded for each lot as: \$3.00, \$2.75, \$2.50 and \$2.25 respectively.

1. Junior doe kid
2. Senior doe kid
3. Junior yearling doe
4. Senior yearling doe
5. Yearling milker
6. Junior milker
7. Mature milker
8. Aged milker



### **Class B Showmanship**

Youth exhibitors may enter one (1) animal in Showmanship that is also entered Class A. Exhibitor shall show own or managerial animal. Judging will be on appearance of animal and exhibitor, exhibitor's leading and posing of animal, and alertness of exhibitor. First through fourth premiums are awarded as: \$3.00, \$2.75, \$2.50 and \$2.25 respectively.

1. Beginning exhibitors in Grades 3-5
2. Intermediate exhibitors in Grades 6-8.
3. Senior exhibitors in Grades 9-13.

### **Class C Fleece (Does Or Wethers Only)**

First through fourth premiums are awarded for each lot as: \$3.00, \$2.75, \$2.50 and \$2.25 respectively.

1. Junior Kid (under 6 months of age)
2. Senior Kid (over 6 months but under 1 year)
3. Yearling (1 year but under 2)
4. Intermediate (over 2 but fewer than 5)
5. Senior (5 years or older)

### **Class D Utility Goats**

This class is intended to show the versatility of the goat beyond its more widely accepted uses for milk, meat and fleece. First through fourth premiums are awarded for each lot as: \$3.00, \$2.75, \$2.50 and \$2.25 respectively.

1. Driving or Cart Class (must be shown with cart, but may have second handler with a lead-line)
2. Pack Goat (must be shown under saddle, and on lead)
3. Other (list use on entry form)



# DEPARTMENT 7 POULTRY AND POULTRY PRODUCTS ATCP 160.57

Open to youth enrolled in any poultry-type projects/badges in an approved youth organization. All entries in this Department are judged using the Danish System. A “Best of Show” ribbon will be awarded to one animal exhibited in this Department. All birds must be at least six (6) weeks old.

- (a) Cocks or Hens are old male or female birds hatched before January 1 of the exhibit year.
- (b) Cockerels or Pullets are young male or female birds hatched on or after January 1 of the exhibit year.

All poultry and waterfowl, including chickens, guinea fowl, pea fowl, ducks, geese, turkey’s pheasants, ostriches and emus, shown in public exhibition must:

- a. Originate from one of the following certified flocks and have a current (not expired) certificate as proof
  1. NPIP participating flock or hatchery
  2. NPIP affiliate flock or dealer
  3. Wisconsin Tested Flock
  4. Wisconsin Associate Flock

OR

b. Be individually tested negative for *S. pullorum* and in the case of turkey’s test negative for pullorum disease and *Mycoplasma gallisepticum*. Birds individually tested must be sexually mature (4 months of age for poultry except turkeys which are 6 months or older) and be individually identified with a leg or wing band. Individual tests must be within the 90 days preceding the fair and a Wisconsin Individual Poultry test report is required as proof.

Birds which do not originate from a certified flock and are sexually immature may not be tested or presented for show, fair or exhibition.

If all your birds are under the mandatory blood testing age: exhibitor must have proof that all birds originated from a certified flock and apply for WI Associate Flock status. If your flock has both younger and older than 4-month-old birds: you must have all the older birds tested and have proof

of younger birds originating from a certified flock and apply for WI Tested Flock. The state has up to 30 days to approve or deny applications.

### Youth exhibition at a county fair – ATCP 10.40

This rule is for exemption by a member of a “Youth Agricultural Organization” at a county fair only. Birds are not eligible for sale, swap or exhibition at any other venue. Written notice by the leader of the organization which certifies the leader has inspected the premises where the youth keep the poultry and the youth provides documentation that the birds originated from a certified flock and has not commingled them with poultry or eggs from any other source.

Exhibitor is responsible for getting all required testing and certificates for their birds and bringing copies of certificates and testing to the fair.

First through fourth premiums are awarded for each lot in Classes A-O as: \$3.00, \$2.75, \$2.50 and \$2.25 respectively.

### **Class A. Chickens: American Breeds**

American Breeds: Buckeyes, Chanteclers, Delewares, Dominiques, Hollands, Javas  
Jersey Giants, Lamonas, Plymouth Rock, New Hampshires, Rhode Island, Wyandottes

	Rooster	Hen	Cockerel	Pullet
Any Plymouth Rock	1	2	3	4
Rhode Island Red	5	6	7	8
Any Wyandotte	9	10	11	12

Any Other American	13	14	15	16
Any breeding pair	17		18	

### Class B. Chickens: Mediterranean Breeds

Andalusians, Catalanas, Leghorns, Minorcas, Sicilian Buttercup, Spanish

	Rooster	Hen	Cockerel	Pullet
Leghorns	1	2	3	4
Any other Mediter.	5	6	7	8
Any breeding pair	9		10	

### Class C. Chickens: Asiatic Breeds

Brahmas, Cochins, Langshans

	Rooster	Hen	Cockerel	Pullet
Light Brahmas	1	2	3	4
Any other Asiatic	5	6	7	8
Any breeding pair	9		10	

### Class D. Chickens: English Breeds

Australorps, Cornish, Dorking, Orpingtons, Red Caps, Sussex

	Rooster	Hen	Cockerel	Pullet
Cornish	1	2	3	4
Orpingtons	5	6	7	8
Any other English	9	10	11	12
Any breeding pair	13		14	

### Class E. Chickens: Other Standard Breeds

Modern Games, Araucanas Ameraucanas, Old English Games, Naked Neck, Barnevelder, Campines, Creveoeurs, Faverolles, Hamburgs, Houdans, La Fleche, Lakenvelders, Maran, Polish, Welsummer

	Rooster	Hen	Cockerel	Pullet
Game	1	2	3	4
Oriental	5	6	7	8
Polish	9	10	11	12
Faverolles	13	14	15	16
Any other Standard	17	18	19	20
Any breeding pair	21		22	

### Class F. Chickens: Cross Breeds

Sexlinks, Stars, Browns, Blacks, Easter Egger, Broilers

	Rooster	Hen	Cockerel	Pullet
Sexlinks	1	2	3	4
Easter Eggers	5	6	7	8
Any other Cross	9	10	11	12
Any breeding pair	13		14	

### Class G. Chickens: Bantam Breeds

Modern Games, Game, Silkie

	Rooster	Hen	Cockerel	Pullet
All feathered Leg	1	2	3	4
All clean leg	5	6	7	8
All Game Bantam	9	10	11	12
All other	13	14	15	16

### Class H. Ducks

	Under 6 months	Over 6 months
Peking	1	2
Muscovy	3	4

Mallard	5	6
Rouen	7	8
Any other standard	9	10

### Class I. Geese

	Under 6 months	Over 6 months
Toulouse	1	2
Embden	3	4
African	5	6
Chinese	7	8
Any other	9	10

### Class J. Turkeys


	Under 6 months	Over 6 months
Bronze	1	2
Broad Whites	3	4
Any other	5	6

### Class K. Other Poultry

	Pigeon	Guinea	Breeding pair
Any other	1	2	3

### Class I. Market birds

1. Yearling Hen- Determined on past egg production
2. Capons- Two birds each weighing over 7 lbs.
3. Roaster Chickens- Two birds of either sex each weighing 5-8 lbs.
4. Roaster Chickens- Two birds with combined weight of 8 lbs. or more.
5. Broiler Chickens- Two young birds each weighing 2.5-4.5 lbs.
6. Young Duck- Either sex weighing 5 lbs. or more.
7. Young Geese- Either sex weighing 7 lbs. or more.
8. Young Turkey- Either sex over 15 weeks of age.



### Class M. Eggs

Exhibit consists of six similar sized eggs displayed in an egg carton.

Eggs must originate from one of the following certified flocks and have a current (not expired) certificate as proof and a copy must be left at the fair:

- NPIP participating flock or hatchery.
  - NPIP affiliate flock or dealer
  - Wisconsin tested flock
  - Wisconsin Associate flock
1. Brown    2. White    3. Colored


### Class N. Showmanship

Youth exhibitors may enter one (1) animal in Showmanship that is also entered in Classes A-I. Exhibitor shall show own animal. Showmanship is based on appearance or animal and exhibitor, and exhibitor's skill in showing. First through fourth premiums are awarded for each lot as: \$3.00, \$2.75, \$2.50 and \$2.25 respectively.

Beginning Chicken exhibitors Grades 3-5

1. Intermediate Chicken exhibitors Grades 6-8
- f. Senior Chicken exhibitors Grades 9-13
2. Beginning Waterfowl exhibitors Grades 3-5

3. Intermediate Waterfowl exhibitors Grades 6-8
4. Senior Waterfowl exhibitors Grades 9-13
5. Beginning Turkey exhibitors Grades 3-5
6. Intermediate Turkey exhibitors Grades 6-8
7. Senior Turkey exhibitors Grades 9-13



## DEPARTMENT 8 – RABBITS ATCP 160.58

Open to youth enrolled in any Rabbit-type projects/badges in an approved youth organization. Youth exhibitors will carry rabbit to and from the judge's table. All entries in this Department are judged using the Danish System. A "Best of Show" ribbon will be awarded to one animal exhibited in this Department.

The standard age categories for rabbits are as follows:

- (a) Young bucks (male) are under 6 months of age.
- (b) Young does (female) are under 6 months of age.
- € Senior bucks (male) are over 6 months in age.
- (d) Senior does (female) are over 6 months of age.

Some breeds have intermediate age categories. If this is indicated, then the age categories are:

- (a) Young bucks (male) are under 6 months of age.
- (b) Young does (female) are under 6 months of age.
- € Intermediate bucks (male) are 6 to 8 months of age.
- (d) Intermediate does (female) are 6 to 8 months of age.
- € Senior bucks (male) are over 8 months in age.
- (f) Senior does (female) are over 8 months of age.

First through fourth premiums are awarded for each lot in Classes A-C as: \$3.00, \$2.75, \$2.50 and \$2.25 respectively.

### Class A. Breeds

	Young buck	Young doe	Interm. Buck	Interm. Doe	Senior buck	Senior doe
American	1	2	-	-	3	4
American fuzzy lop	5	6	-	-	7	8
American sable	9	10	-	-	11	12
Angora – english	13	14	-	-	15	16
Angora – french	17	18	-	-	19	20
Angora – giant	21	22	-	-	23	24
Angora – satin	25	26	-	-	27	28
Belgian hare	29	30	-	-	31	32
Beveren	33	34	-	-	35	36
Britannia petite	37	38	-	-	39	40
Californian	41	42	43	44	45	46
Champagne d'argent	47	48	49	50	51	52
Checkered giant	53	54	55	56	57	58
Chinchilla – american	59	60	61	62	63	64
Chinchilla – giant	65	66	67	68	69	70
Chinchilla – standard	71	72	73	74	75	76
Cinnamon	77	78	79	80	81	82
Crème d'argent	83	84	85	86	87	88
Dutch	89	90	-	-	91	92
English spot	93	94	-	-	95	96
Flemish giant	97	98	99	100	101	102
Florida white	103	104	-	-	105	106

Harlequin	107	108	-	-	109	110
Havana	111	112	-	-	113	114
Himalayan	115	116	-	-	117	118
Hotot	119	120	-	-	121	122
Hotot - dwarf	123	124	-	-	125	126
Jersey wooly	127	128	-	-	129	130
Lilac	131	132	-	-	133	134
Lop - english	135	136	137	138	139	140
Lop - french	141	142	143	144	145	146
Lop - holland	147	148	-	-	149	150
Lop - mini	151	152	-	-	153	154
Netherland dwarf	155	156	-	-	157	158
New zealand	159	160	161	162	163	164
Palomino	165	166	-	-	167	168
Polish	169	170	-	-	171	172
Rex	173	174	-	-	175	176
Rex - mini	177	178	-	-	179	180
Rhineland	181	182	-	-	183	184
Satin	185	186	187	188	189	190
Silver	191	192	-	-	193	194
Silver fox	195	196	-	-	197	198
Silver martin	199	200	-	-	201	202
Tans	203	204	-	-	205	206
Any crossbreed	207	208	-	-	209	210
Pet rabbit	211	212	213	214	215	216

### **Class B. Meat pen**

This exhibit shall consist of three (3) rabbits, all of which shall be of the same breed and variety. No rabbit may be over 69 days old from the start of the fair or over 5 pounds. Rabbits entered in Class B may not be entered in Classes A or C.

1. Pen of three meat rabbits

### **Class C. Showmanship**

Youth exhibitors may enter one (1) animal in Showmanship that is also entered in Class A. Exhibitor shall show own animal. Showmanship is based on appearance of animal and exhibitor, and exhibitor's skill in showing. First through fourth premiums are awarded for each lot as: \$3.00, \$2.75, \$2.50 and \$2.25 respectively.

1. Beginning exhibitors Grades 3-5
2. Intermediate exhibitors Grades 6-8
3. Senior exhibitors Grades 9-13

## **DEPARTMENT 9 - DOGS ATCP 160.59**

Open to youth enrolled in any dog-type projects/badges in an approved youth organization. All dogs exhibited must be a result of regular dog project work in the current year. All entries in this Department are judged using the Danish System. A "Best of Show" ribbon will be awarded to one animal exhibited in this Department.

### **Rally Obedience**

This new event teaches dog owners the meanings of various signs and how to train your dog obedience while following the signs in a training course designed specifically for this event. This training method is not only fun for both the owner and pet, but it is also a fast approach to learning obedience.

First through fourth premiums are awarded for each lot in Classes A-N as: \$3.00, \$2.75, \$2.50 and \$2.25 respectively.

## **Class A. Pre-Novice Rally Obedience**

Exhibitor has had no previous experience training a dog. Must learn signs prior to event. All work is done on a leash. Exhibitors may only show in the Pre-Novice A category once.

1. Youth Grades 3 -5.
2. Youth Grades 6-8.
3. Youth Grades 9-13.

## **Class B. Pre-Novice Rally Obedience**

Exhibitor has previous experience training a dog. And/or has completed Pre-Novice A: Rally Obedience.

1. Youth Grades 3 -5.
2. Youth Grades 6-8.
3. Youth Grades 9-13

## **Class C. Novice Rally Obedience**

Work is done on and off leash.

1. Youth Grades 3 -5.
2. Youth Grades 6-8.
3. Youth Grades 9-13.

## **Class D. Graduate Novice**

Work is done off leash. Course has 12 signs.

1. Youth Grades 3 -5.
2. Youth Grades 6-8.
3. Youth Grades 9-13

## **Class E. Open**

All work is done off leash. Course has 20 signs.

1. Youth Grades 3 -5.
2. Youth Grades 6-8.
3. Youth Grades 9-13.

## **Class F. Novice Agility**

Neither dog nor handler has previous experience with Agility.

1. Youth Grades 3 -5.
2. Youth Grades 6-8.
3. Youth Grades 9-13.

## **Class G. Novice Agility**

Exhibitor and dog both have previous experience with Agility.

1. Youth Grades 3 -5.
2. Youth Grades 6-8.
3. Youth Grades 9-13.

## **Class H. Agility Jumpers**

Exhibitor and dog are able to do jumps, tunnel and table.

1. Youth Grades 3 -5.
2. Youth Grades 6-8.
3. Youth Grades 9-13.

## **Class I. Standard Agility**

Exhibitor and dog have experience with standard agility on leash.

1. Youth Grades 3 -5.
2. Youth Grades 6-8.
3. Youth Grades 9-13.

## **Class J. Standard Agility**

Exhibitor and dog have experience with standard agility off leash.

1. Youth Grades 3 -5.
2. Youth Grades 6-8.
3. Youth Grades 9-13.


## **Class K. Advanced Agility Jumpers**

Exhibitor and dog are able to do jumps, tunnel and table

1. Youth Grades 3 -5.
2. Youth Grades 6-8.
3. Youth Grades 9-13.

## **Class L. Advanced Agility Standard**

Exhibitor and dog have experience in all standard Agility.



1. Youth Grades 3 -5.
2. Youth Grades 6-8.
3. Youth Grades 9-13.

### **Class M. Non-Live Animal Exhibits**

First through fourth premiums are awarded for each lot as: \$3.00, \$2.75, \$2.50 and \$2.25 respectively.

1. Poster on anatomy of a dog.
2. Poster on 5 different breeds of dogs.
3. Poster on parasites of the dog.
4. Scrapbook about a dog you own and care for.
5. Display relating to the dog project, i.e. dog obedience, training hunting dogs, police dogs, dogs for the blind
6. Any other pertaining to dogs.

## **DEPARTMENT 10 - ANIMAL AND VETERINARY SCIENCE**

### **ATCP 160.60**

Open to youth enrolled in animal/veterinary science-type projects/badges in an approved youth organization. All entries in this Department are judged using the Danish System. A “Best of Show” ribbon will be awarded to one live animal exhibit and one non-live animal exhibit in this Department.

First through fourth premiums are awarded for each lot in Classes A-C as: \$3.00, \$2.75, \$2.50 and \$2.25 respectively.

First through fourth premiums are awarded for each lot in Classes D-F as: \$3.00, \$2.75, \$2.50 and \$2.25 respectively.

### **Class A Cavies**

Open to youth enrolled in Cavy Projects. Animals will be brought in and judged face-to-face. Judging will be based on grooming, handling, health and animal behavior. Any animal that cannot be handled will be disqualified. Animals will not be kept at the fairgrounds. They will be brought in at the time of judging and taken home that same day.

- |                    |                               |
|--------------------|-------------------------------|
| 1. American, any   | 4. Crested, any               |
| 2. Abyssinian, any | 5. Teddy, any                 |
| 3. Peruvian, any   | 6. Any other recognized breed |

### **Class B Caged Birds**

1. Hard bills including finches, canaries, and weavers
2. Soft bills including mynas, jays, and toucans
3. Psittacines - parrot and parrot-like birds

### **Class C Small Pets**

Small pets include ferrets, snakes, rats, gerbils, hamsters, etc. and may not be animals having their own department such as dogs, cats, rabbits, etc. All small pets must be caged. Judging will be based on grooming, handling, health and animal behavior. Any animal that cannot be handled safely is disqualified from exhibition. Animals will not be kept at the fairgrounds. They will be brought in at the time of judging and taken home after judging is completed.

- |                      |                        |
|----------------------|------------------------|
| 1. Chinchilla        | 5. Hedgehog            |
| 2. Ferret            | 6. Snake               |
| 3. Rat or Mouse      | 7. Any other small pet |
| 4. Gerbil or Hamster |                        |

### **Class D Animal Project**

Open to youth in both large and small animal science projects.

Open to both youth who have and do not have animals in their care.



1. Scrapbook of project animal, include care, feed and housing.
2. Poster or Exhibit on project animal health or safety, with brief explanation.
3. Exhibit on the history of project animal breed.
4. Any other pertaining to project animal, identify
5. Poster or Exhibit on animal feeding.
6. Poster or Exhibit on animal housing or shelter.
7. Poster or Exhibit on animal handling.
8. Poster or Exhibit on animal breeding.
9. Poster or Exhibit on animal sanitation.
10. Poster or Exhibit on animal's internal anatomy.
11. Poster or Exhibit on animal's external anatomy.
12. Poster or Exhibit on cells, tissues, or body system of your animal.
13. Poster or Exhibit on animal diseases, parasites, or bacteria.
14. Poster or Exhibit on different breeds of an animal.
15. Poster or Exhibit on careers related to an animal.
16. Poster or Exhibit on expenses for keeping a specific animal.
17. Poster or Exhibit on new research related to a specific animal breed.
18. Poster or Exhibit on use of technology related to a specific animal breed.
19. Accessory, toy, equipment, or other item you have made for use with a specific animal.
20. Educational exhibit for teaching others about an animal (game, flashcards, book, etc.)
21. Poster or Exhibit on products collected related to an animal.
22. Exhibit on Fiber harvested from an animal.
23. Project that has been felted, knit, crocheted or spun from fiber.
24. Exhibit related to nutrition, stress, or heredity.
25. Exhibit showing observations or experiments done in a specific animal project.
26. Project on expenses for keeping a specific animal.
27. Poster on animal products.

## **Class E Vet Science**

Lots 1-6 are open to youth enrolled in the 4-H Vet Science 1, or in Beginning Level.

1. Drawing of body tissue with an explanation of specific diseases which affect it.
2. Drawing of organ or systems of animal body and brief explanation of function.
3. Chart showing body temperature, pulse, and respiration rate taken on animal over a 30-day period.
4. Drawings and explanation of animal health danger signs you have learned to identify. Include corrective measures.
5. Exhibit showing the feed fed to your animal. List percentage of vitamins and minerals.
6. Any other exhibit pertaining to project with brief description.

Lots 7-14 are open to youth enrolled in the 4-H Vet Science 2, or an Intermediate Level.

7. An exhibit of internal parasites, identified, with a brief explanation of how parasites enter animal body, and treatment.
8. Scrapbook on animal diseases giving their cause, cure, and prevention.
9. Poster showing a veterinary science problem, its cause, cure and prevention
10. Scrapbook on poisons toxic to animals giving their prevention.
11. Exhibit illustrating the life cycle of an infectious organism with explanation of how organisms enter animals' bodies.
12. An exhibit of external parasites, identified, giving brief explanation of treatment.
13. Drawing and explanation of a recognized animal disease and how it could have been prevented.
14. Any other exhibit pertaining to project with brief explanation.

Lots 15-18 are open to youth enrolled in the 4-H Vet Science 3, or an Advanced Level.

15. Scrapbook of 10 animal diseases transmitted to man, giving causes, cure and prevention.



16. Scrapbook on career opportunities in veterinary science.
17. Poster showing a public health problem, its cause, cure, and prevention.
18. Any other pertaining to project with a brief explanation.

### **Class F Adventures In Dairy Land**

Open to youth in both large and small animal science projects. Open to both youth who have and do not have animals in their care.


1. Scrapbook on activities competed in project.
2. Exhibit or poster with information on milk or dairy products.
3. Story of visit to dairy farm, milk plant, etc.
4. Any other exhibit not listed related to the Adventures in Dairy Land Project.

## **DEPARTMENT 11 - DOMESTICATED EXOTIC ANIMALS ATCP 160.61**

Open to youth enrolled in exotic animal-type projects/badges. First through fourth premiums are awarded for each lot as: \$3.00, \$2.75, \$2.50 and \$2.25 respectively.

### **Class A Any Animal Such As: Emu, Ostrich, Llama, Pygmy Goats, Angora Goat, Or Any Other exotic Domestic Animal**

1. MALE
2. FEMALE



## **DEPARTMENT 13 - CATS ATCP 160.615**

Open to youth enrolled in cat projects/badges in an approved youth organization. All entries in this Department are judged using the Danish System. A “Best of Show” ribbon will be awarded to one animal exhibited in this Department. First through fourth premiums are awarded for each lot as: \$3.00, \$2.75, \$2.50 and \$2.25 respectively.

Additional Health and Exhibition Requirements: All cats must be vaccinated for rabies and panleukopenia (distemper) at least 3 weeks before the show. Kittens under 6 months of age will not be required to have the rabies vaccination. Proof of vaccination must be presented to the Fair Secretary or Animal Superintendent as requested. Cat's claws must be clipped before the show, or it will be disqualified. No cat will be admitted that shows signs of fleas, ear mites, or other illnesses. Adult cats must be at least 8 months of age and males must be neutered. Long hair cats shall have a coat of hair of more than one inch in length and short hair cats one inch or less in length. Any animal that cannot be handled will be disqualified.

### **Class A. Cats**

1. Kittens - 4 to 8 months old
2. Adult Neutered Male - short haired
3. Adult Neutered Male - long haired
4. Adult Female - short haired
5. Adult Female - long haired

## **DEPARTMENT 14 - PLANT & SOIL SCIENCE ATCP 160.62**

Open to youth enrolled in field crop, vegetable or fruit-type projects/badges in an approved youth organization. All entries in this Department are judged using the Danish System. A “Best of Show” ribbon will be awarded to one exhibit in this Department. First through fourth premiums are awarded for each Class as: \$3.00, \$2.75, \$2.50 and \$2.25 respectively.

## **Class A Field Crops**

Open to youth enrolled in Field Crop (Corn, Forage, and Small Grain) projects, or enrolled in similar projects/badges in an approved youth organization. Sheaves should be approximately 2" at the center band and of the current crop. All corn entries must list on their entry tag the brand name, maturity date, and number.

*Corn Rules: Each entry must be labeled with the name of the brand, hybrid, and days to maturity (RM). Entries without this information will be demoted one placing. Ear corn exhibits are judged on: ear type Containers will be provided for ear corn exhibits.*

1. Corn, 3 ears any variety.

*Grain Rules: Each entry must be labeled with the name of the variety. Each exhibit must be one quart of grain in a one-gallon Ziploc bag. Small grains are judged on: appearance, maturity, and freedom from damage and debris.*

2. Oats, any variety.
3. Barley, any variety.
4. Wheat, any variety.
5. Soybean, any variety (can be previous year's crop).
6. Rye, any variety.
7. Display/poster on 5 field crop plant diseases.
8. Any other not listed.

## **Class B Gardening**

Open to youth in any Vegetable projects/badges in an approved youth organization.

Lots 1- 14 are for youth in Beginning Level projects.

1. Display/poster on germination.
2. Display/poster on the needs of plants.
3. Compost column.
4. Display/poster on plant tropism.
5. Plant started from a cutting.
6. Display/poster on pollination.
7. Line flower arrangement.
8. Dish Garden.
9. Container vegetables.
10. Display/poster on weeds
11. An item you made for your garden.
12. Completed member guide.
13. A pot of an Herb you grew.
14. Any other gardening exhibit not listed

Lots 15 – 25 are for youth in Intermediate Level projects.

15. Display/poster on the needs of plants.
16. Hydroponically grown plant.
17. Poster on making a compost pile.
18. Poster on benefits of mulching.
19. Display/poster on plant pests.
20. Display/poster on weeds.
21. Container/Dish garden of edible plants
22. An item you made for your garden.
23. Completed member guide
24. A pot of an Herb you grew.
25. Any other gardening exhibit not listed

Lots 26 – 35 are for youth in vegetables Advanced Level projects.

26. Display of a cold frame.
27. Plant experiment.
28. Illustrated talk on a Horticultural topic.
29. Marketing plan to sell a Horticulture product.
30. Poster on Horticulture careers.
31. Container/Dish garden of edible plants
32. An item you made for your garden.
33. Completed member guide
34. A pot of an Herb you grew.
35. Any other gardening exhibit not listed

## **Class C Vegetable Creations**

Open to all youth enrolled in Vegetable type projects in an approved youth organization.

1. Scarecrow, must be free-standing.
2. Creature made of vegetable(s).
3. A creative vegetable garnish (Ex. Flowers).
4. Your most uniquely-shaped naturally grown vegetable from your garden.


## Class D Vegetables

-Entries must be in place by 8 a.m. on Thursday. All Entries must be home grown.

-The Fair Association reserved the right to dispose of any garden exhibits if spoilage occurs.

-Vegetables are evaluated on: best market size and quality, uniform in shape, degree of maturity, properly cleaned and labeled, and free from insects, disease and defects.

1. Beans, green (10).
2. Beans, other color (10).
3. Beets (3).
4. Broccoli (1 head).
5. Cabbage (1 head).
6. Carrots (4).
7. Cauliflower (1 head).
8. Corn, Sweet (3 ears).
9. Cucumbers, Pickling (6).
10. Cucumbers, Slicing (3).
11. Eggplant (1).
12. Kohlrabi (3).
13. Leeks (4).
14. Lettuce (1 head).
15. Onions, scallions (4).
16. Onions, red (4).
17. Onions, white (4).
17. Onions, white (4).
18. Onions, yellow (4).
19. Parsnips (4).
20. Pea pods, edible (10).
21. Peas, non-edible pods (10).
22. Peppers, sweet (2).
23. Peppers, hot (2).
24. Potatoes, red (3).
25. Potatoes, white (3).
26. Pumpkin, any variety (1).
27. Winter Squash, any variety (1)
28. Radishes (8).
29. Squash, summer (3).
30. Squash, zucchini (3).
31. Tomatoes, small variety, cherry, grape, etc. (6).
32. Any variety crazy vegetable. (3)



## Class E Garden Display

Open to all youth enrolled in Vegetable type projects in an approved youth organization. Collection exhibits must include six (6) different vegetable types in quantities listed in Class D. Each exhibitor will be limited to one entry from the same garden. The products from each entry must come from the exhibitor's own garden. All products must be fresh. Incomplete entries will be disqualified. Entries should be arranged in a container suitable for display.

## Class F Vegetable Herbs


Open to all youth in Vegetables Projects, or enrolled in vegetable-type projects/badges in an approved youth organization. Entries must be products of exhibitor's own garden. All exhibits should be 3 stems tied together and presented on large white paper plates.

1. Dill
2. Parsley
3. Oregano
4. Basil
5. Thyme
6. Mint
7. Chives
8. Rosemary
9. Marjoram
10. Catnip
11. Sage
12. Garlic (include bulbs)
13. Any other not listed

## Class G Fruit

Open to youth in Fruit projects/badges in an approved youth organization. Entries must be grown by the Exhibitor. Exhibits should be displayed on large white paper plates. Label each entry as to its variety.

1. Plate of 3 apples, label variety displayed.
2. Blueberries, ½ pint.
3. Grapes, 3 clusters.
4. Plums, plate of 5.
5. Raspberries, 1 pint
6. Strawberries, ever-bearing 1pint
7. Any other domestic fruit not listed.



8. Poster, report or scrapbook showing any part of an operation of an orchard such as: pruning, planting, varieties, spraying, etc.
9. Any other related exhibit not listed.

## DEPARTMENT 15 -FLOWERS AND HOUSEPLANTS ATCP 160.63

Open to all youth in any other youth enrolled in flower or house plant-type projects/badges in an approved youth organization. Entries must be grown by the exhibitors. Cut flowers must be exhibited in clear glass containers. All entries in this Department are judged using the Danish System. A "Best of Show" ribbon will be awarded to one exhibit in this Department. First through fourth premiums are awarded for each Class as: \$3.00, \$2.75, \$2.50 and \$2.25 respectively.

### **Class. A Growing Flowers And Houseplants**

Open to youth enrolled in Flower or Houseplant projects, or enrolled in similar projects/badges in an approved youth organization.

Lots 1-9 are open to youth in Beginning level projects.

- |                                   |                              |
|-----------------------------------|------------------------------|
| 1. Display on germination         | 6. Display on pollination    |
| 2. Display on the needs of plants | 7. Line flower arrangement   |
| 3. Compost column                 | 8. Dish garden               |
| 4. Display on plant tropism       | 9. Any other related exhibit |
| 5. Plant started from a cutting   |                              |

Lots 11-20 are open to youth in Intermediate level projects.

- |                                     |                                    |
|-------------------------------------|------------------------------------|
| 10. Display on the needs of plants  | 16. Poster on benefits of mulching |
| 11. Hydroponically grown plant      | 17. Outdoor flower garden plan     |
| 12. Terrarium                       | 18. Display on plant pests         |
| 13. Poster on making a compost pile | 19. Mass flower arrangement        |
| 14. Transplanted plant              | 20. Any other related exhibit      |
| 15. Soil sample and test results    |                                    |

Lots 21-28 are open to youth in Advance level projects.

21. Site analysis and landscape plan
22. Plant experiment
23. Line-mass flower arrangement
24. Display on forcing bulbs
25. Illustrated talk on a horticultural topic
26. Video on how to propagate perennials by the division method
27. Marketing plan to sell horticulture careers
28. Any other related exhibit

### **Class B Perennial Flowers**

Open to youth enrolled in Flower projects/badges in an approved youth organization.

1. Roses, 1 perfect bloom, any color, any hybrid tea rose
2. Roses, 1 stem floribunda, any color
3. Dahlia, 1 large, most perfect bloom
4. Dahlia, 3 small, most perfect bloom, any color
5. Gladiolus, 3 spikes, pastels and/or white
6. Gladiolus, 3 spikes, dark colored (red, orange, purple)
7. Gladiolus, 3 spikes, smokies and/or any other color
8. Phlox, best 3 stems of one or more varieties
9. Any other large perennial, 3 stems of one or more varieties, must be other than variety named above.



- Any other small perennial, 3 stems of one or more varieties, must be other than variety named above.

### **Class C Annual Flowers**

Open to youth enrolled in Flower projects/badges in an approved youth organization.

- |                                        |                                                     |
|----------------------------------------|-----------------------------------------------------|
| 1. Calendulas, 3 stems                 | 8. Pansy, large, any color, 3 stems                 |
| 2. Bachelor button, 3 stems            | 9. Zinnia, dwarf, 3 stems                           |
| 3. Asters, 3 stems                     | 10. Zinnia, giant, 3 stems                          |
| 4. Marigold, dwarf, 3 stems            | 11. Snapdragon, 3 stems                             |
| 5. Marigold, tall, 3 stems             | 12. Any other small flowered annual, 3 stems, other |
| 6. Petunia, single, plain or ruffled 3 | 13. Any other large flowered annual, 3 stems, other |
| 7. Petunia, double, 3 stems            |                                                     |

### **Class D Floral Arrangements And Bouquets**

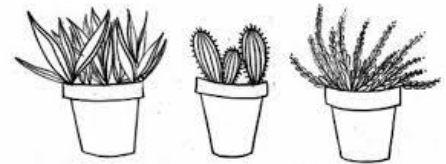
Open to youth enrolled in Flower Projects/badges in an approved youth organization.

- Arrangement using one color
- Arrangement for a patio buffet
- Arrangement for a holiday (give name)
- Arrangement for dinner table
- Miniature arrangement not over 6" tall
- Arrangement using wild materials
- Arrangement featuring driftwood
- Any other arrangement not listed above, identify
- Bouquet of flowers (five or more spikes)
- Bouquet of roadside flowers, weeds, grasses, ferns and berries.
- Any other bouquet not listed above, identify

### **Class E. House Plants**

Open to youth enrolled in House Plants and Indoor Gardening Projects/badges in an approved youth organization. Name and age of plant(s) must be provided for each entry. All entries are "single" plants unless terrariums, desert gardens or plant groupings.

- |                                |                                                                                     |
|--------------------------------|-------------------------------------------------------------------------------------|
| 1. Violet, single blossom      | 9. Cactus                                                                           |
| 2. Violet, double blossoms     | 10. Bulb plant                                                                      |
| 3. Christmas cactus            | 11. Herb                                                                            |
| 4. Flowering plant, not listed | 12. Terrarium                                                                       |
| 5. One propagated plant        | 13. Desert garden                                                                   |
| 6. Ivy, any variety            | 14. Three plants in one container (each different variety using a similar exposure) |
| 7. Philodendron                | 15. Poster on insect or disease control                                             |
| 8. Foliage plant, not listed   | 16. Any other not listed above                                                      |



### **Class F Plant Crafts**

Open to youth enrolled in Plant Craft Projects/badges in an approved youth organization. Dried flowers should be grown by exhibitor. Silk flowers are not allowed.

- Swag made from dried flowers/plant material
- Floral arrangement made from dried flowers/plant material, table centerpiece
- Corsage made from dried flowers/plant material
- Swag using evergreen boughs, pine cones, or other appropriate plant materials
- Floral arrangement using evergreen boughs, pine cones, or other appropriate plant materials, table centerpiece
- Wreath using evergreen boughs, pinecones, or other appropriate plant materials.
- Floral arrangement made from dried weeds and/or wildflowers
- Potpourri, list ingredients

9. Collage made from dried flowers/plant materials
10. Plant grown from kitchen discards
11. Exhibit made from natural plant material/fiber, not listed above (identify)
12. Any other plant craft not listed above identify.

### **Class G Home Grounds**

Open to youth enrolled in Home Grounds (Lawns and Landscape Design) projects/badges in an approved youth organization.

1. Poster or scrapbook illustrating 10 common lawn weeds identified by name and method of control for each or lawn care.
2. Exhibit on composting; showing type used and end results
3. Scrapbook of landscape plans, include before and after plans, pictures, and descriptions of progress made this year (can be a small area).
4. Prepare a landscape design showing a house with trees, shrubs, flowers, vegetables, driveway, walkway, windows, doors, and play area.
5. Any other landscape design, not listed above

## **DEPARTMENT 16 - NATURAL SCIENCES ATCP 160.64**

Open to all youth enrolled in natural science projects/badges in an approved youth organization. All entries in this Department are judged using the Danish System. A "Best of Show" ribbon will be awarded to one exhibit in this Department. First through fourth premiums are awarded for each Class as: \$3.00, \$2.75, \$2.50 and \$2.25 respectively.

### **Class A Introduction To Adventures**

Open to youth enrolled in Introductory level project.

1. Poster on building an outdoor campfire
2. Poster or display on camping safety.
3. Poster or display on care and maintenance of camping equipment.
4. Poster showing proper clothing for an adventure activity, pick one activity
5. Display on knot tying, 5 knots
6. Homemade repair kit for adventure equipment with an explanation of the use of its contents.
7. Homemade piece of adventure equipment.
8. Display on map reading and orienteering.
9. Poster on outdoor survival.
10. Display showing the steps for planning an adventure trip.
11. Scrapbook of an adventure activity.

### **Class B Backpacking**

Open to youth enrolled in Backpacking projects/badges.

1. Display showing basic backpacking equipment.
2. Poster showing one day of backpacking menus (breakfast, lunch, dinner) and gear necessary to cook these meals
3. Basic first aid kit for backpacking
4. Scrapbook of a backpacking trip
5. Homemade article of backpacking equipment
6. Poster or display on backpacking safety
7. Poster or display on care and maintenance of backpacking equipment
8. Poster on wilderness manners
9. Poster on maintaining a hiking trail
10. Any other backpacking exhibit not listed above

### **Class C Winter Travel**

Open to youth enrolled in Winter Travel projects/badges.

1. Poster showing proper clothing and equipment for cross country skiing or snowshoeing
2. Scrapbook of a winter travel or sports outing
3. Poster or display on winter travel or sports safety
4. A first aid kit specifically for winter sports, contents and uses identified
5. Plan for a conditioning program to prepare for a winter sport
6. Poser or display on care and maintenance of winter travel or sports equipment
7. A piece of homemade winter travel or sports equipment
8. Homemade ski waxing kit, identifying kit contents and uses
9. Post or display on skiing etiquette
10. Poster or display on the National Ski Patrol
11. Poster or display on ski racing (cross country or downhill)
12. Homemade snowshoes
13. Poster or display on different ice skating techniques
14. Poster or display on an ice skating competition
15. Poster or display on making a winter shelter
16. Poster or display on preparing for a winter overnight campout
17. Menu for a winter overnight campout
18. Poster or display on with tips for successful winter campout
19. Poster or display on ice fishing techniques
20. Poster or display on different type so ice fishing bait
21. Poster or display on ice fishing rules and regulations
22. Poster or display on an ice fishing competition
23. Any other winter travel or sports exhibit not listed.



## Class D Canoeing

Open to youth enrolled in Canoeing projects/badges.

1. Display showing canoeing equipment.
2. Display demonstrating paddling techniques.
3. Scrapbook of a canoe trip.
4. Poster or display on canoeing safety
5. Poster or display on care and maintenance of canoe equipment.
6. Design for building your own paddle
7. Poster on canoeing ethics
8. Any other canoeing exhibit not listed

## Class E Kayaking

Open to youth enrolled in Kayaking projects/badges.

1. Display showing kayaking equipment.
2. Display demonstrating paddling techniques.
3. Scrapbook of a kayaking trip.
4. Poster or display on kayaking safety
5. Poster or display on care and maintenance of kayak equipment.
6. Design for building your own paddle
7. Poster on kayaking ethics

## Class F Introduction To Naturespace

Open to youth enrolled Introductory level project.

1. Scrapbook of your Naturespace showing plants, animals, insects, birds, fish, weather, soil, etc. with a description of how they share the space and depend on each other
2. Poster showing population relationships between a predator and its prey
3. Poster showing how humans affect resources
4. Any other introductory Naturespace exhibit, not listed above


## Class G Birds

Open to youth enrolled in Wild Bird projects/badges.

1. Bird house, kit or homemade
2. Bird feeder, homemade
3. Scrapbook of birds watched with identification, dates, places, and numbers observed

4. Poster on bird migration and route, pick one species
5. Poster explaining how to identify song birds
6. Poster explaining how to identify water fowl
7. Poster on bird banding and its purpose
8. Display of 10 non-game birds with notes on habitat and feeding
9. Poster on 5 protected bird species with habitat and feeding notes
10. Poster on bird parts and flight uses
11. Any other bird exhibit, not listed above

## Class H Sportfishing

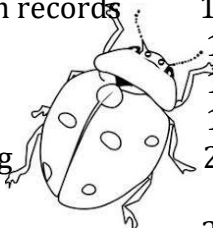
- |                                                                                                                                                                                                                                                                                                                                                                                                                                                                                                                                                                                                                                                                                                                                                                                                                                                                                                                                                                                                                                  |                                                                                     |                                                                                                                                                                                                                                                                                                                                                                                                                                                                                                                                                                                                                                                                                                                                                                                                                                                                                                                                                                                                                    |
|----------------------------------------------------------------------------------------------------------------------------------------------------------------------------------------------------------------------------------------------------------------------------------------------------------------------------------------------------------------------------------------------------------------------------------------------------------------------------------------------------------------------------------------------------------------------------------------------------------------------------------------------------------------------------------------------------------------------------------------------------------------------------------------------------------------------------------------------------------------------------------------------------------------------------------------------------------------------------------------------------------------------------------|-------------------------------------------------------------------------------------|--------------------------------------------------------------------------------------------------------------------------------------------------------------------------------------------------------------------------------------------------------------------------------------------------------------------------------------------------------------------------------------------------------------------------------------------------------------------------------------------------------------------------------------------------------------------------------------------------------------------------------------------------------------------------------------------------------------------------------------------------------------------------------------------------------------------------------------------------------------------------------------------------------------------------------------------------------------------------------------------------------------------|
| <ol style="list-style-type: none"> <li>1. Parts of a fish</li> <li>2. Types of fish in your area</li> <li>3. Fish print</li> <li>4. Types of bait</li> <li>5. How to tie a fishing knot</li> <li>6. Types of fishing knots</li> <li>7. Types of fishing tackle</li> <li>8. Tackle box inventory check list</li> <li>9. Proper tackle maintenance</li> <li>10. How to cast accurately</li> <li>11. Differences between bobber and bottom fishing</li> <li>12. Map of favorite fishing spot</li> <li>13. Caring for your catch</li> <li>14. Water cycle</li> <li>15. Scrapbook of a fishing trip</li> <li>16. Poster on how to clean a fish</li> <li>17. Poster on safety tips Selecting the right fishing knot</li> <li>18. How to use a spinning rod and reel</li> <li>19. How to cast a bait</li> <li>20. How to cast a fly</li> <li>21. Decorated lure or jig</li> <li>22. Fly wallet</li> <li>23. Artificial fly</li> <li>24. Wisconsin fishing laws</li> <li>25. Cooking a fish</li> <li>26. Cleaning a shoreline</li> </ol> |  | <ol style="list-style-type: none"> <li>27. Watershed study</li> <li>28. Soda bottle trap</li> <li>29. Mesh net</li> <li>30. Fish senses</li> <li>31. Fish adaptations</li> <li>32. Poster on how to clean a fish</li> <li>33. Poster on safety tips</li> <li>34. Parts of a fishing reel</li> <li>35. Fishing reel maintenance</li> <li>36. How to make artificial lures and flies</li> <li>37. How to debarb and sharpen hooks</li> <li>38. Lure design plan</li> <li>39. Cedar wood lure</li> <li>40. Refurbished rod and reel</li> <li>41. Customized tackle</li> <li>42. Types of insects that fish like</li> <li>43. Aquatic insect kick net</li> <li>44. Fishing-related game</li> <li>45. Sportfishing skillathon</li> <li>46. Fishing trip plans or report</li> <li>47. Fishing field journal</li> <li>48. Water inversion experiment</li> <li>49. Boat safety checklist</li> <li>50. Angling ethics</li> <li>51. Sportfishing-related careers</li> <li>52. Any other exhibit, not listed above</li> </ol> |
|----------------------------------------------------------------------------------------------------------------------------------------------------------------------------------------------------------------------------------------------------------------------------------------------------------------------------------------------------------------------------------------------------------------------------------------------------------------------------------------------------------------------------------------------------------------------------------------------------------------------------------------------------------------------------------------------------------------------------------------------------------------------------------------------------------------------------------------------------------------------------------------------------------------------------------------------------------------------------------------------------------------------------------|-------------------------------------------------------------------------------------|--------------------------------------------------------------------------------------------------------------------------------------------------------------------------------------------------------------------------------------------------------------------------------------------------------------------------------------------------------------------------------------------------------------------------------------------------------------------------------------------------------------------------------------------------------------------------------------------------------------------------------------------------------------------------------------------------------------------------------------------------------------------------------------------------------------------------------------------------------------------------------------------------------------------------------------------------------------------------------------------------------------------|

## Class I Insects

Lots 1-8 are open to youth in Beginning level projects.

- |                                                                                                                                                                                               |                                                                                                                                                                                                                                            |
|-----------------------------------------------------------------------------------------------------------------------------------------------------------------------------------------------|--------------------------------------------------------------------------------------------------------------------------------------------------------------------------------------------------------------------------------------------|
| <ol style="list-style-type: none"> <li>1. Display of insect body parts</li> <li>2. Pitfall insect trap</li> <li>3. Insect observation records</li> <li>4. Model of an insect's eye</li> </ol> | <ol style="list-style-type: none"> <li>5. Display on types of insect control in the home</li> <li>6. Insect display</li> <li>7. Display on animals and plants that eat insects</li> <li>8. Any other exhibit, not listed above.</li> </ol> |
|-----------------------------------------------------------------------------------------------------------------------------------------------------------------------------------------------|--------------------------------------------------------------------------------------------------------------------------------------------------------------------------------------------------------------------------------------------|

Lots 9-21 are open to youth in Intermediate level projects.

- |                                                                                                                                                                                                                                                                                                                |                                                                                     |                                                                                                                                                                                                                                                                                                                                         |
|----------------------------------------------------------------------------------------------------------------------------------------------------------------------------------------------------------------------------------------------------------------------------------------------------------------|-------------------------------------------------------------------------------------|-----------------------------------------------------------------------------------------------------------------------------------------------------------------------------------------------------------------------------------------------------------------------------------------------------------------------------------------|
| <ol style="list-style-type: none"> <li>9. Poster on how insects use color for defense</li> <li>10. Insect collection or observation records</li> <li>11. Insect trap</li> <li>12. Display on entomology careers</li> <li>13. Insect display</li> <li>14. Poster on proper insect pinning Techniques</li> </ol> |  | <ol style="list-style-type: none"> <li>15. Report on an insect experiment</li> <li>16. Poster on insect metamorphosis</li> <li>17. Display of insect legs</li> <li>18. Insect extractor</li> <li>19. Insect separator</li> <li>20. Poster on understanding insect pesticide labels</li> <li>21. Any other exhibit not listed</li> </ol> |
|----------------------------------------------------------------------------------------------------------------------------------------------------------------------------------------------------------------------------------------------------------------------------------------------------------------|-------------------------------------------------------------------------------------|-----------------------------------------------------------------------------------------------------------------------------------------------------------------------------------------------------------------------------------------------------------------------------------------------------------------------------------------|



Lots 22-33 are open to youth in Advanced level projects.

- |                                               |                                              |
|-----------------------------------------------|----------------------------------------------|
| 22. Insect collection or observation records  | 28. Mosquito rearing/observation chamber     |
| 23. Report on an insect experiment            | 29. Spider web display                       |
| 24. Insect key                                | 30. Display of insect wing parts             |
| 25. Butterfly garden plans                    | 31. Display of various types of insect wings |
| 26. Display of insect mouth parts             | 32. Insect journal                           |
| 27. Display of various types of insect mouths | 33. Any other exhibit not listed             |


## Class J Trees

Open to youth enrolled in Tree or Forestry Projects/badges.

Evergreens: trees must be between 5'7" and 8' tall, measured from tip of leader to the bottom of the handle. A well-trimmed handle shall be no less than 1" and no more than 2" for each foot of the tree.

Artificially colored trees will be disqualified.

1. Evergreens, Balsam
2. Evergreens, Frasier Fir
3. Evergreens, Norway Pine
4. Evergreens, Scotch Pine
5. Evergreens, Spruce, including White, Black, Black Hills and Norway Spruce
6. Evergreens, White Pine
7. Evergreens, all other species.
8. Collection of 15 native tree seeds mounted and identified.
9. Cross-section of a tree, giving tree's age and list important dates that occurred throughout the tree's life. Include your birth date.
10. Examples of 5 species of wood commonly burned in fireplaces and list advantages of one over the other.
11. Mount and identify 15 harmful insects of the forest; include what harm they do.
12. Mount and identify 20 wood specimens of different native trees.
13. Mount and identify leaves of 15 different native trees.
14. Photo display of various types of logging equipment and explanation of how it is used.
15. Poster showing Christmas tree production from beginning to end.
16. Poster showing different wood measuring systems (board feet, cord, etc.)
17. Scrapbook on career opportunities related to forestry.
18. Any other not listed above, identify.



## Class K Wildflowers

Open to youth enrolled in Wildflower Projects/badges.

NO STATE PROTECTED FLOWERS MAY BE ENTERED.

1. Poster on how to collect and mount wildflowers
2. Poster on human impacts on wildflower habitat
3. 1st year collection of up to 15 wildflowers, pressed, mounted and labeled
4. 2nd year collection of up to 25 wildflowers, pressed, mounted and labeled
5. Poster with pictures of wildflowers that are protected by state law.
6. Any other wildflower exhibit, not listed above

## Class L Water

Open to youth enrolled in Water Projects/badges.

1. Rain gauge with information on its purpose and use related to the project
2. Poster on pollution issues related to your home, school, community, or farm (pick one)
3. Poster showing 6 sources of water pollution and illustrate with pictures, newspaper articles, etc. an example of each
4. Poster on methods for water conservation
5. Scrapbook of a service project or activity you completed to address a water issue
6. Any other water exhibit, not listed above

## **Class N Natural Science And Environmental Study**

Open to youth enrolled in any of the Natural Science Projects under Classes E through K.

1. Poster of five endangered wildlife species found locally; identify and tell how to increase their population
2. Collection of 10 plants which provide food and/or cover to wildlife, identified
3. Nesting box for a squirrel or wood duck
4. Scrapbook of at least 5 projects which can improve wildlife habitat in urban or rural areas
5. Poster or plaster casts of 10 wildlife tracks, identified
6. Poster depicting how wind is created
7. Exhibit of a weather vane with information related to the project
8. Pint jar of honey
9. Exhibit of honey comb
10. Poster about anything related to beekeeping
11. Poster or pin board display of bees and queen
12. Any other bee or honey exhibit, not listed above
13. Pint jar of maple syrup, homemade
14. Sample of maple candy (4 pieces or more)
15. Scrapbook of sugar bush management, tapping tees, and evaporating sap for syrup and sugar
16. Any other maple syrup exhibit, not listed above
17. Poster showing 6 sources of noise pollution and illustrate with pictures, newspaper articles, etc. an example of each
18. Poster showing 6 sources of air pollution and illustrate with pictures, newspaper articles, etc. and example of each
19. Show how sediment pollution begins and where it ends
20. Scrapbook of urban conservation measures to control soil erosion, noise, visual, and water pollution
21. Scrapbook illustrating poisonous plants, identified
22. Any other natural science exhibit, not listed above

## **Class O Archery**

Open to youth enrolled in Archery Projects/badges. **Bows are not permitted on the fairgrounds.**

1. Poster showing bow parts and purposes
2. Poster on archery safety
3. Display of different parts of an arrow and types of arrows
4. Poster showing proper bow handling in the field, transporting and storage of bow
5. Display of arrowheads and feathers
6. Five accuracy improvement targets (label with date, firearm, distance, scope or not)
7. Poster showing types of bows
8. Any other archery exhibit, not listed above

## **Class P Pistol, Rifle And Shotgun**

Open to youth enrolled in Pistol, Rifle and Shotgun Projects/badges. **Firearms are not permitted on the fairgrounds.**

1. Poster showing parts and function of parts of a rifle, shotgun, or pistol
2. Display of different cartridges and shells
3. Poster showing proper weapon handling in the field, transporting and storage of firearm
4. Poster showing different positions for firing weapon, advantages and disadvantages of each
5. Poster on gun safety
6. Five accuracy improvement targets (label with date, firearm, distance, scope or not)
7. Poster showing types of pistols, rifles or shotguns
8. Any other pistol, rifle or shotgun exhibit, not listed above

## **Class Q Muzzleloading**

Open to youth enrolled in Muzzle loading Projects/badges. **Firearms are not permitted on the fairgrounds.**

1. Poster showing parts and function of parts of a muzzleloader
2. Poster on history of muzzleloaders
3. Display of cartridges/shells used in muzzleloaders
4. Poster showing proper gun handling in the field, transporting and storage of a gun
5. Poster on muzzleloader safety
6. Five accuracy improvement targets (label with date, firearm distance, scope or not)
7. Any other muzzle loading project or poster not listed

## **Class R Hunting**


Open to youth enrolled in Hunting Projects and the Shooting Sports Projects under Classes M- P.

1. Poster on hunting safety
2. Poster on planning a hunting trip
3. Scrapbook of a hunting trip, including license, results, safety and laws
4. Poster showing 6 different game animals or birds found in Oneida County, including feeding habits and habitat
5. Poster showing 10 game animal tracks, identified
6. Poster on WI hunting laws, pick one animal
7. Poster on firearms used in hunting, list animal(s) hunted using each
8. Display of 2 WI game bird's feathers and 2 WI game animals' fur

## **Class S Recycling**

Open to youth enrolled in Recycling Projects/badges

1. Poster showing items that can be recycled
2. Display of home/farm recycling project (model, poster, scrapbook, including model landfill, composting, environmental shopping to reduce, etc.
3. An article you have made from discarded materials
4. Poster on how compost is made
5. Exhibit showing new products currently made from recycled material
6. Bottle biology display
7. Refinish/repair old furniture
8. "Art" from recycled material
9. Repair a small appliance
10. Any other recycling exhibit, not listed above



## **DEPARTMENT 17 - YOUTH ORGANIZATION'S EARLY CHILDHOOD GRADES K-3 ATCP 160.65**

Early childhood Department is open to youth in Grades K-3 who are members of youth organizations. All exhibits **MUST BE** exhibitor's own work. Please bring a personal photo to display with projects. Members of the same family may not enter the same food entries (brownies, cookies, canned goods, etc.). "Other" exhibits may not include items, which could be entered elsewhere in the lots. All exhibits will be judged interview style (youth must be present during judging). All early childhood exhibits are awarded a uniform \$1.50 premium and participation ribbon.

### **Class A Grades K-2**

Grades K-2 may enter up to ten (10) exhibits within Class A, Department 17 and may not exhibit in any other Department. Exhibits must be made by the exhibitor. Can be any project.

## **Class B Grade 3**

Grade 3 members may enter up to ten (10) exhibits with Class B, Department 17 and may exhibit up to 14 additional projects in other Departments. First through fourth premiums are awarded as \$3.00, \$2.75, \$2.50, and \$2.25 respectively.

### ANIMALS

1. Poster with photos, pictures or drawings/diagrams of six (6) different production animals mounted and properly identified
2. Poster with photos, pictures or drawings of six (6) different pet animals identified
3. Scrapbook of your pet (List type of housing, care and feeding provided)
4. Poster with photos, pictures or drawings of six (6) different animals identified.
5. Other non-live animal exhibit (List type on entry form)

### PLANT AND SOIL SCIENCE

6. Poster with photos, pictures or drawings/diagrams of six (6) different gardens, vegetables or fruits identified.
7. Poster/Display identifying the stages of a plant's growth.
8. Garden box of four (4) different vegetables or fruits grown by exhibitor with identification
9. Other plant and soil science exhibit (List type on entry form).
10. Poster labeling the parts of a plant.
11. Any other exhibit not listed.

### FLOWERS AND HOUSE PLANTS

12. Poster with photos, pictures or drawings/diagrams of four (4) different flowers or houseplants mounted and properly identified with care listed.
13. Diagram showing parts of a flower properly identified.
14. Vase of four (4) stems/blooms of the same flower grown by exhibitor with identification.
15. Artistic arrangement of four (4) different cut flowers grown by exhibitor with identification.
16. Houseplant or terrarium grown by exhibitor with identification and care listed.
17. Other flower or houseplant exhibit (List type on entry form).

### NATURAL SCIENCES

18. Poster with photos, pictures or drawings/diagrams of four (4) different wild birds/ animals or leaf types mounted and properly identified
19. Collection/display of six (6) different insects, pressed wildflowers, leaves, artificial fish baits/fly, woods, or rocks mounted and properly identified
20. Scrapbook with identified evergreen and deciduous trees using drawings, pictures, rubbings, and/or leaves/needles.
21. (4) different kinds of weather, labeled with temperature, cloud type, precipitation, and weather description.
22. Poster displaying and identifying the water cycle.
23. Weather journal to track temperature and precipitation.
24. Homemade rain gage.
25. Scrapbook on your activities in a recycling project.
26. Completed Reduce, Reuse, Recycle booklet.
27. Other natural sciences exhibit (List type on entry form).

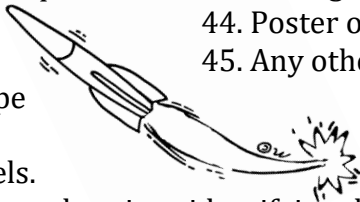
### MECHANICAL SCIENCES

28. Scale model: car, truck, ship, airplane, rocket, horse - kits included. Attach brief description of how article was made.
29. Wood bird feeder or birdhouse - kits included (Attach brief description of how article was made.
30. Collection/display of six (6) different woods mounted, properly identified and indicating common building usage.
31. Other woodworking exhibit (List type on entry form).
32. Edible rocket.

33. Display of air experiments and a paper airplane.
34. Electricity booklet or poster/display.
35. Homemade space helmet.
36. Other mechanical science exhibit (List type on entry form).

#### AEROSPACE

- |                                          |                                                   |
|------------------------------------------|---------------------------------------------------|
| 37. Edible rocket                        | 42. Poster on constellations                      |
| 38. Display comparing birds to airplanes | 43. Photograph taken through a telescope          |
| 39. Poster of aerospace careers          | 44. Poster on solar system                        |
| 40. Homemade space helmet                | 45. Any other astronomy exhibit not listed above. |
| 41. Poster on parts of a telescope       |                                                   |



#### FOODS AND NUTRITION

46. Poster on food package labels.
47. Poster with photos, pictures or drawings identifying the nutritional value in four (4) different vegetables or fruits identified.
48. Plate of three (3) cookies, brownies, bars, muffins, cupcakes, etc. of the same kind with recipe.
49. Plate of healthy no-bake or dried snack with ingredients listed.
50. Decorated cupcake, cookie, or cake. (may use cardboard/foam cake form)
51. Poster with photos, pictures or drawings showing six (6) different healthy versus non-healthy snacks properly identified.
52. Model/poster of food pyramid with description of levels and their importance.
53. Poster/display of kitchen chemistry.
54. Other foods and nutrition exhibit (List type on entry form).

#### CLOTHING, KNITTING AND CROCHETING

55. Sewn item: pillow, place mat, napkin, tablecloth, tote bag, hand towel.
56. Poster with photos, pictures or drawings/diagrams of four (4) different seam finishes mounted and identified.
57. Other clothing exhibit (List type on entry form).
58. Collection/display of four (4) different knitting or crocheting stitches mounted and properly identified.
59. Simple knitted potholder or dishcloth.
60. Simple crocheted potholder or dishcloth.
61. Other knitting or crocheting exhibit (List type on entry form).

#### CULTURAL ARTS AND CRAFTS

62. Stitched item: cross-stitch, embroidery, needlepoint. Attach list of stitches used.
63. Ceramic or dough item: bowl, coaster, vase, jewelry, paperweight.
64. Stenciled or painted item: wall hanging, napkins, placemat, pillowcase, T-shirt.
65. Decorated leather item: bookmark, coaster, wallet, belt, etc. - kits included.
66. Simple craft article for use in the home (Attach brief explanation of how article was made).
67. Poster with photos, pictures or drawings of four (4) different musical instruments mounted and properly identified.
68. Favorite toy or stuffed animal with story written about it.
69. Collection/display of six (6) different stamps mounted and properly identified.
70. Handmade puppet, musical instruments, or games with instructions.
71. Costume created for a character, including a written "Day In My Life" monologue.
72. Magic box.
73. Three-panel picture story.
74. Drawing or sketch: pencil, marker, watercolor mounted on 11" x 14" poster board.
75. Object created from recycled materials.
76. Other cultural arts and crafts, communications, or theater arts exhibit (List type on entry form).
77. Demonstrations: any topic. 1-2 minutes.

#### FAMILY AND CHILD DEVELOPMENT

78. Poster with photos, pictures or drawings/diagrams showing what makes you happy or sad.
79. Collections/display of your immediate family with each member identified.
80. Family crest or flag.
81. Poster promoting 4-H or other youth organization.
82. Scrapbook of a family outing or vacation.
83. Other family or child development exhibit (List type on form).
84. Demonstration showing proper grooming and personal hygiene steps, must be done alone (brushing teeth, washing hands, combing hair, etc.).
85. Other demonstration not including live animals. Include sheet with demonstration title, outline of actions and name of people involved.

#### HEALTH

86. Poster on proper hand washing techniques.
87. Poster on proper grooming and personal hygiene.
88. Poster on proper teeth brushing techniques.
89. Poster on family doing our favorite things.
90. First aid kit with six (6) different items identified.
91. Poster on feelings.
92. Collage on myself.
93. Poster on exercise benefits.
94. Poster on a First Aid technique/method.
95. Other health exhibit (List type on entry form).

#### SAFETY

96. Poster with photos, pictures or drawings showing traffic safety and six (6) different road signs mounted and properly identified.
97. Poster with photos, pictures or drawings showing hunting or cross-country skiing safety rules.
98. Poster with photos, pictures or drawings showing farm machinery or tractor safety rules.
99. Poster with photos, pictures or drawings showing bicycle or horse safety rules and proper safety equipment.
100. Poster with photos, pictures or drawings showing camping and fire safety rules.
101. Poster with photos, pictures drawings showing what to do during a tornado or blizzard.
102. Other safety exhibit (List type on entry form).



## **DEPARTMENT 18 - COMMUNICATION AND CULTURAL ARTS ATCP 160.66**

Open to all youth enrolled in Arts & Craft, Crafting, Drawing & Painting, Printing, Sculpting, Fiber Crafts, Metal Enameling, Leathercraft, Theater Arts and Communications projects/badges in an approved youth organization. Exhibits can be created from various art and craft activities, including clay, textiles, wood, leather, painting, drawing, fiber, paper, design activities, etc. All entries in this Department are judged using the Danish System. A "Best of Show" ribbon will be awarded to one exhibit in this Department. First through fourth premiums are awarded for each lot as: \$3.00, \$2.75, \$2.50 and \$2.25 respectively.

### **Class A A Palette Of Fun**

(OPEN TO YOUTH IN GRADES 3- 5.)

### **Class B A Palette Of Fun**

(OPEN TO YOUTH IN GRADES 6 - 8.)

### **Class C A Palette Of Fun**

(OPEN TO YOUTH IN GRADES 9 - 13.)

## CUTTING AND PASTING

1. Tissue paper painting
2. Paper collage
3. Traditional craft paper designs (e.g., Amati, Chien-chih, Liebersriefe, Monkiri, Scherenschnitte, Wycinanki)
4. Pop-up card
5. Pop-up book
6. Handmade book (e.g., accordion, folded, stitched)
7. Cut paper designs (e.g., fans, flowers, lanterns, luminaries, origami, paper chains, paper hats, silhouettes, snowflakes)
8. Poster of different kinds of scissors
9. Poster on types of glue
10. Poster of different paper cutting techniques
11. Origami
12. Quilting
13. Handmade greeting card
14. Any other cutting and pasting project not listed.



## SCRAPBOOKING

15. One-page layout
16. Two-page layout
17. Scrapbook
18. Greeting card
19. Poster on scrapbooking techniques

## DRAWING (Drawing with any medium such as pencil, chalk, crayon, pen, etc.)

20. Charcoal or chalk drawing
21. Pencil drawing
22. Pen/ink drawing
23. Colored pencil drawing
24. Crayon drawing
25. Mixed media drawing
26. Pastel drawing
27. Line drawing of a common
28. Drawing of an imaginary creature
29. Diagram and/or model of a machine (real or imaginary)
30. Drawing of figures in action
31. Story drawing
32. Handmade original map of a real or imaginary place
33. Computer drawing or animation
34. Poster on pictographs and/or pictoglyphs
35. Poster on different drawing tools
36. Any other drawing exhibit not listed

## PAINTING (any medium such as water color, poster paint, oil, acrylics, using the brush, mixing colors, color tints, etc. Your initials and year made must be printed in bottom corner.)

37. Finger painting
38. Poster of color mixing
39. Painting in watercolor
40. Painting in Tempera paint
41. Painting in Oil paint
42. Painting in Acrylic paint
43. Painting done with Paint by Number
44. Painting using various materials for brushes (e.g., squeeze painting, string painting, straw painting, marble painting, spatter painting, dots of color)
45. Painting with marbling swirls
46. Report or poster on visiting a museum
47. Painted cutout (e.g., paper flowers, imaginary creatures)
48. Poster of different kinds of brushes or of handmade brushes
49. Poster of how the eye sees color
50. Poster on the meaning of colors in different cultures
51. Any other painting exhibit



## SCULPTING (Include a 3" x 5" card indicating how piece was constructed (coiled, sculptured, thrown on a wheel, molded green ware, etc.). Also give a brief description of techniques and glazes used to finish

piece. Your initials and year made must be scratched on bottom of piece or permanently marked inside air hole.

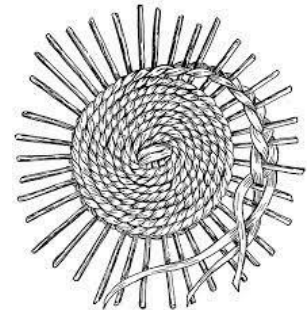
52. Display on group modeling to express feelings
53. Display of pass-the-sculpture group work
54. Pinch pot
55. Slab pot
56. Coil pot
57. Paper Mache item
58. Poster or display on the malleability of materials
59. Jewelry using handmade beads or ornaments
60. Ornament
61. Sculpture made out of wire, metal
62. Sculpture made out of wood
63. Sculpture made out of soap
64. Poster on edible modeling recipes
65. Poster on clay (history of clay around the world)
66. Poster of photos of sculpture in the community
67. Poster on careers that use modeling or sculpting (e.g., dentist, baker, jeweler, landscaper, auto repair worker, plastic surgeon)
68. Any other sculpting project not listed
69. Any wheel thrown item
70. Any decorative item

PRINTING/STAMPING (Includes block printing, stenciling, silk screening, stamping, and related ink transfer techniques. Experiments may be in original design, color experiments on cloth and paper, choosing and using good tools, and making tools.)

- |                                             |                                                                       |
|---------------------------------------------|-----------------------------------------------------------------------|
| 71. Print using body parts or found objects | 79. Silk screen print                                                 |
| 72. Sponge print                            | 80. Monoprint                                                         |
| 73. Fruit print                             | 81. Printing on cards, T-shirts, placemats, wrapping paper, or fabric |
| 74. Vegetable print                         | 82. Poster on different vegetable dyes                                |
| 75. Stencil print (original stencil)        | 83. Poster on silk-screening                                          |
| 76. Stencil print (pre-made)                | 84. Poster on block printing                                          |
| 77. Collograph                              | 85. Any other printing project not listed                             |
| 78. Block print (e.g., linoleum)            |                                                                       |

FIBER CRAFTS (Variety of fiber techniques, including macramé, weaving, batik, embroidery, basketry, etc.)

- |                                                                        |                                         |
|------------------------------------------------------------------------|-----------------------------------------|
| 86. Handmade paper                                                     | 97. Reed or wood basket                 |
| 87. Batik on fabric                                                    | 98. Macramé item                        |
| 88. Batik on paper                                                     | 99. Cross Stitch item                   |
| 89. Nine-patch quilt on fabric                                         | 100. Needlepoint Item                   |
| 90. Nine-patch quilt with paper                                        | 101. Plastic Canvas item                |
| 91. Group weaving                                                      | 102. String Art                         |
| 92. Woven item                                                         | 103. Latch hook item                    |
| 93. Collage of fabrics and textures                                    | 104. Tie Dye item                       |
| 94. Poster showing a fabric technique (e.g., batik, weaving, quilting) | 105. Embroidered item                   |
| 95. Poster showing different textures                                  | 106. Jewelry or decorated body ornament |
| 96. Poster showing dyes and fabrics                                    | 107. Fiber kit work                     |
|                                                                        | 108. Any other fiber project not listed |



### 3-D CONSTRUCTION

109. Group sculpture (e.g., balloon train)
110. Mixed media portrait or other image
111. Scrap sculpture




- 112. Miniature float (e.g., state, county, school, family)
- 113. Diorama
- 114. Poster of careers in 3-D art (e.g., sculptors, engineers, architects, store window decorators)
- 115. Poster on floats (e.g., Rose Bowl Parade, Carnival, Macy's Christmas Parade)
- 116. Poster on recycled art
- 117. Any other related exhibit

LEATHERCRAFT Characteristics and uses of leather, use of tools and equipment, making patterns, original design, and leathercraft techniques. Commercially preplanned leather project kits are not acceptable unless indicated.

- 118. Article for use as wearing apparel or personal accessory
- 119. Article for use in home or school
- 120. Kit leatherwork, wearing apparel or personal accessory
- 121. Kit leatherwork, for use in home or school
- 122. Poster depicting process of choosing design, leather and decoration techniques.
- 123. Any other leather craft item, identify

OTHER ART OR CRAFT A variety of arts and/or crafts not listed above, including wood, beadwork, paper, design activities, folk arts, metal enamel etc.

- |                                    |                                                |
|------------------------------------|------------------------------------------------|
| 124. Folk art exhibit              | 133. Jewelry                                   |
| 125. Decorative piece              | 134. Candle making                             |
| 126. Useful article                | 135. Wood burning                              |
| 127. Craft kit work                | 136. Recycled craft                            |
| 128. Art career poster             | 137. Soap                                      |
| 129. Dolls (ceramic, fabric, etc.) | 138. Any other item not listed above, identify |
| 130. Any Calligraphy               | 139. Any Stained glass exhibit                 |
| 131. Any Glass etching             | 140. Basketry article                          |
| 132. Any metal enameling project   |                                                |



COMMUNICATIONS Open to youth enrolled in 4-H Speaking, Communications, and Creative Writing Projects, or any other youth enrolled in similar projects/badges in an approved youth organization.  
SPEAKING

- 141. Collection of two or more items that document how you planned a speech. These could include: speech planning worksheet, list of references, speech outline, note cards, etc.
- 142. Poster of stress reduction tips and suggestions for dealing with speech anxiety
- 143. Cassette or videotape of you practicing a speech, with a short note describing what you noticed when you listened to the tape

COMMUNICATIONS

- 144. Photo exhibit, scrapbook or collage about the things you discovered from a person you interviewed
- 145. Report, essay or computer document about a person you interviewed
- 146. Poster or collage that illustrates things families can do together instead of watching TV
- 147. Scrapbook or notebook about books people in your family have read and talked about together
- 148. Family scrapbook of special events; birthday book; holiday book; or any other family journal that was created by two or more family members
- 149. Display of "paper plate collages" that your club/troop/group members created to illustrate their interests, talents and personal characteristics
- 150. Poster, signed by club/troop group members; listing rules and guidelines they have created to make sure people treat each other with courtesy and respect
- 151. Photo exhibit or scrapbook with pictures of club/troop/group members presenting "silly speeches" and team demonstrations at group meetings
- 152. Any other Communication exhibit not listed

## CREATIVE WRITING

153. A hand written "commonplace book"
154. Scrapbook or notebook of original poetry including at least one of the following: "found poem," nature poem, cinquaine, "telephone or vertical poem," or any other original poem
155. Post about proper e-mail "etiquette"
156. Handmade book (with original poems, story, essay, wise sayings, etc.)
157. Any piece of original creative writing (poem, short story, essay or play)
158. An original book review about your favorite book
159. An original cover illustration for one of your favorite books
160. Poster illustrating your top 10 favorite books ever read
161. Recording of yourself reading a children's book to a child, and note about who it was intended for
162. Any other exhibit not listed

## THEATER ARTS

163. Costume created for a character, including a written "Day In My Life" monologue
164. Puppet made by exhibitor (no kits)
165. Magic box
166. Three-panel picture story
167. A play marked for sound and all props needed to make sound effects labeled to go with the play
168. Display on make-up
169. Monologue based on a nursery rhyme character (no more than three hand-written pages)
170. "Open scene" script with two possible interpretations (no more than two typed pages)
171. Display of props for a specific character
172. Video of personal acting
173. Display on character development
174. Set design, costume list and prop list for a selected play, including script.
175. Original short performance piece – performed for judge
176. Poster, exhibit or display not listed above
177. Journal or scrapbook of drama activities
178. "Blob" Pantomime – at least 30 seconds long.
179. Single person 5 frame story – performed for judge
180. Booklet of Drama Games instructions
181. 2 minute "sales" monologue – performed for judge
182. Group 5 frame story – performed for judge
183. Pantomime – at least 30 seconds long
184. Group Pantomime – at least 30 seconds long
185. Group short performance piece – performed for judge
186. Single person other
187. Group other

## CLOWNING

Open to youth enrolled in Clowning projects/badges in an approved youth organization.

201. Poster on project activities
202. Poster on clown make-up
203. Poster on the history of clowning
204. Poster on clowning routines
205. Any other item not listed above, identify

## **DEPARTMENT 20 - PHOTOGRAPHY ATCP 160.67**

Open to all youth enrolled in Photography and Video Production projects/badges in an approved youth organization. All entries in this Department are judged using the Danish System. A "Best of

Show" ribbon will be awarded to one exhibit in this Department. First through fourth premiums are awarded for each Class as: \$3.00, \$2.75, \$2.50 and \$2.25 respectively.

All pictures should be between 3"x5" and 5"x7" unless otherwise indicated. Photos must be printed on photographic paper. Give each photo a ½" black handwritten or typed title on the back side.

Capitalize all important words. Fasten the entry tag on the front lower left hand corner.

ALL PHOTO ENTRIES MUST HAVE BEEN TAKEN DURING THE TWELVE (12) MONTH PERIOD BEGINNING WITH THE CONCLUSION OF THE PREVIOUS YEAR'S FAIR.

Photographs will be judged on the basis of their technical quality, composition, and story-telling ability. A photo may not be used in more than one category. A photo converted from color to black and white or vice versa is considered the same photo and may not be used more than once.

## **Class A Photography**

### ADVENTURES WITH YOUR CAMERA

1. Display on how a camera works
2. Display on how to take a photo
3. Display on digital photography
4. Display on composition rules
5. Photo stories
6. Family tree in photos
7. Trick photos
8. Report on photo occupations
9. Photo journal
10. Photo project notebook or album/scrapbook
11. Display on film speeds
12. Display on lighting types and/or effects
13. Display on common print sizes
14. Display on how to crop a photo
15. Cropping tools
16. Flash photos
17. Holiday photos
18. Photograms
19. Famous photographers
20. Interview of a professional photographer
21. Photo project notebook or album/scrapbook

### ADVENTURES WITH ADJUSTABLE CAMERAS

22. Photo and news story
23. Two portraits, black and white or color
24. Four black and white prints made by exhibitor
25. A story sequence of 5 pictures on any subject, black and white or color
26. Set of three time exposures, black and white or color
27. Three pictures using filters, color
28. Three close up or macro photographs, black and white or color
29. Three pictures using a zoom lens, black and white or color
30. Four pictures using the following methods once: flash mounted on camera, flash held off to side, flash bounced off ceiling or wall, and flash diffuse
31. Four pictures using different ASA film speeds, identified, 35mm
32. Scrapbook on careers in photography
33. Photo project display



## **Class B Enlargements**

Open to all youth enrolled in any Photography project/badge. Size may not exceed 8"x10" color or black and white, mounted on 11"x14" tagboard. Indicate original photograph size. Do not mat.

- |                           |                                      |
|---------------------------|--------------------------------------|
| 1. Seasonal, landscape    | 8. Still life                        |
| 2. Sunset, sunrise        | 9. Agricultural                      |
| 3. Clouds                 | 10. Sports, hobbies                  |
| 4. Flowers, plants        | 11. Human interest                   |
| 5. Portrait               | 12. Religious ceremony               |
| 6. Animal, bird or insect | 13. Any other photo not listed above |
| 7. Night picture          |                                      |

### **Class C Amateur Photography**

- |                                           |                                              |
|-------------------------------------------|----------------------------------------------|
| 14. Action photo, black & white           | 15. Action photo, color                      |
| 15. Action photo, color                   | 35. Oneida Co. news photo, color             |
| 16. Animal, black & white                 | 36. Patriotism, black & white                |
| 17. Animal, color                         | 37. Patriotism, color                        |
| 18. Bird, black & white                   | 38. Pet, black & white                       |
| 19. Bird, color                           | 39. Pet, color                               |
| 20. Child/children, candid, black & white | 40. Plant life, non flowering, black & white |
| 21. Child/children, candid, color         | 41. Plant life, non flowering, color         |
| 22. Fall scene, color                     | 42. Portrait, black & white                  |
| 23. Farm scene, black & white             | 43. Portrait, color                          |
| 24. Farm scene, color                     | 44. Religious, black & white                 |
| 25. Flower, black & white                 | 45. Religious, color                         |
| 26. Flower, color                         | 46. Special effects, black & white           |
| 27. Historical landmark, black & white    | 47. Special effects, color                   |
| 28. Historical landmark, color id         | 48. Sports, black & white                    |
| 29. Architectural structure               | 49. Sports, color                            |
| 30. Landscape, black & white              | 50. Sunrise/Sunset, color                    |
| 31. Landscape, color                      | 51. Winter scene, black & white              |
| 32. Night scene, black & white            | 52. Winter scene, color                      |
| 33. Night scene, color                    | 53. Any photo not listed, black & white      |
| 34. Oneida Co. news photo, black & white  | 54. Any photo not listed, color              |

### **Class D Video Production**

Open to youth enrolled in Video Production projects/badges.

1. Video, 3-10 minutes long, with script
2. Video, 3 one-minute commercials
3. Video, any subject, 5-10 minutes long
4. Video, any subject 3-5 minutes
5. Any other item, identify

## **DEPARTMENT 21 - COMPUTERS ATCP 160.675**

Open to all youth enrolled in Computer projects/badges in an approved youth organization. All entries in this Department are judged using the Danish System. A "Best of Show" ribbon will be awarded to one exhibit in this Department. First through fourth premiums are awarded for each lot as: \$3.00, \$2.75, \$2.50 and \$2.25 respectively.

### **Class A Computers**

#### LEVEL 1 - BOOTING UP – INTERACTING WITH COMPUTERS

1. Any exhibit or poster listed in this level

#### LEVEL 2 – ADDING ON – HARDWARE AND SOFTWARE MAGIC

2. Exhibit: using the Internet for research
3. Display: dismantled computer
4. Exhibit: computer database
5. Display: using e-mail or chat room
6. Computer-generated magazine or newspaper
7. Animated computer presentation
8. Any other appropriate Level 2 exhibit

**LEVEL 3 – REACHING BEYOND – THE ADVANCED USER**

9. Exhibit: computer you have built
10. Exhibit: Web site you have designed
11. Exhibit: using spreadsheet to make graphs, charts
12. Multimedia computer presentation
13. Geographic Information System (GIS) map
14. Any other exhibit, not listed above.

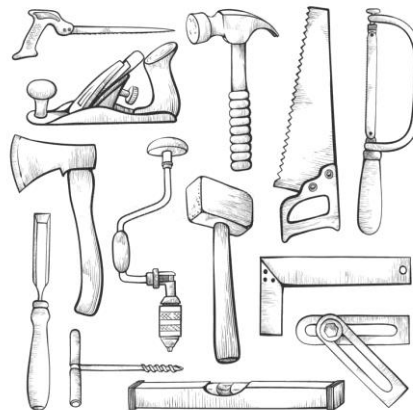
## **DEPARTMENT 22 – WOODWORKING ATCP 160.68**

Open to all youth enrolled in Woodworking projects/badges in an approved youth organization. All entries in this Department are judged using the Danish System. A “Best of Show” ribbon will be awarded to one exhibit in this Department. First through fourth premiums are awarded for each lot as: \$3.00, \$2.75, \$2.50 and \$2.25 respectively.

### **Class A Woodworking**

Lots 1-20 are open to youth enrolled in 4-H Woodworking 1, or other Introductory Level Woodworking projects.

1. Poster of important woodworking safety practices
2. Poster of common woodworking tools
3. Display of different nails and screws
4. Picture frame
5. Letter holder
6. Recipe card or note holder
7. Book ends
8. Cutting board
9. Storage box
10. Sandpaper block
11. Coping saw puzzle
12. Candle holder
13. Airplane
14. Nail point design
15. Article for use out-of-doors
16. Article for use in home
17. Homemade toy or game
18. Useful article made from a kit
19. Poster, display or scrapbook explaining project
20. Any other article not listed, identify



Lots 21-40 are open to youth enrolled in 4-H Woodworking 2, or other Intermediate Level Woodworking projects.

- |                                           |                |
|-------------------------------------------|----------------|
| 21. Display of woods in Wisconsin         | 25. Whistle    |
| 22. Plan for a wooden item drawn to scale | 26. Bird House |
| 23. Display of different finishes         | 27. Toolbox    |
| 24. Sawhorse                              | 28. Foot stool |

- |                                                     |                                                         |
|-----------------------------------------------------|---------------------------------------------------------|
| 29. Cutting board                                   | 46. Belt Buckle                                         |
| 30. Lawn or garden ornament                         | 47. Bookshelf                                           |
| 31. Letter and pencil holder                        | 48. Puzzle                                              |
| 32. Belt storage rack                               | 49. Foot stool                                          |
| 33. Tissue dispenser                                | 50. Paper towel dispenser                               |
| 34. Useful article for home shop                    | 51. Corner shelf                                        |
| 35. Article for use out-of-doors                    | 52. Storage box                                         |
| 36. Article for use in home                         | 53. Quilt rack                                          |
| 37. Homemade toy or game                            | 54. End table                                           |
| 38. Useful article made from a kit                  | 55. Useful article for home shop                        |
| 39. Poster, display or scrapbook explaining project | 56. An article for use out-of-doors                     |
| 40. Other article not listed, identify              | 57. An article for use in home                          |
| 41. Poster on woodworking careers                   | 58. Homemade toy or game                                |
| 42. Display of different wood fasteners             | 59. Repaired article – brief explanation of work done   |
| 43. Poster of different types of wood clamps        | 60. Refinished article – brief explanation of work done |
| 44. Display of different types of wood stains       | 61. Poster, display or scrapbook explaining project     |
| 45. Boomerang                                       | 62. Any other item, identify                            |

Lots 63-87 are open to youth enrolled in 4-H Woodworking 4, or other Advanced Level Woodworking projects.

63. Plans of current and ideal woodworking shop
64. Display of different adhesives
65. Poster of important safety practices when working with chemicals
66. Doorknocker
67. Bookcase
68. Chest
69. Desk
70. Rocker
71. Coffee table
72. Table-top hockey board
73. Lamp
74. Gun rack
75. Miter box
76. Ice fishing box
77. Planter
78. Step stool
79. An article for use in home shop
80. Article for use out of doors
81. Article for use in home
82. A homemade toy or game
83. Repaired article –brief explanation of work done
84. Refinished article – brief explanation of work done
85. Poster, display or scrapbook explaining project
86. Any other article no listed, identify



## **DEPARTMENT 23 - ELECTRICITY** ATCP 160.69

Open to all youth enrolled in Electricity projects/badges in an approved youth organization. All exhibits will be checked to verify if in working order. In all classes, wires should be soldered where applicable;

however, first year soldering is optional. All entries in this Department are judged using the Danish System. A "Best of Show" ribbon will be awarded to one exhibit in this Department. First through fourth premiums are awarded for each lot as: \$3.00, \$2.75, \$2.50, and \$2.25 respectively.

## **Class A Electricity**

Lots 1-8 are open to youth enrolled in 4-H Electricity 1, or other Beginning Level Electricity projects.

- |                                                  |                                                |
|--------------------------------------------------|------------------------------------------------|
| 1. Homemade flashlight                           | 7. Electric motor                              |
| 2. Build a Simple switch                         | 8. Project built using a simple switch         |
| 3. Circuit with two batteries and one light bulb | 9. Project built using a kit                   |
| 4. Compass                                       | 10. Project built that is powered by batteries |
| 5. Electromagnet                                 | 11. Any other exhibit not listed               |
| 6. Galvanometer                                  |                                                |

Lots 9-16 are open to youth enrolled in 4-H Electricity 2, or other Intermediate Level Electricity projects.

- |                                                       |                                                    |
|-------------------------------------------------------|----------------------------------------------------|
| 12. Circuit diagrams with explanation                 | 21. Project powered by batteries                   |
| 13. Series circuit                                    | 22. Project powered using one or more solar panels |
| 14. Parallel circuit                                  | 23. Project built using a kit                      |
| 15. Three way switch                                  | 24. Build an electrical game                       |
| 16. Momentary switch                                  | 25. Build an alarm                                 |
| 17. Soldered connection                               | 26. Any other exhibit not listed                   |
| 18. Rocket launcher                                   |                                                    |
| 19. Project built using one or more switches          |                                                    |
| 20. Project built using multiple soldered connections |                                                    |

Lots 17-23 are open to youth enrolled in 4-H Electricity 3, or other Intermediate Level Electricity projects.

27. Display of symbols on wires and cables and their meanings
28. Display of light bulbs and the jobs they do best
29. Poster on how to read an appliance nametag
30. Chart showing the electrical usage of appliances
31. Poster on how to replace a switch
32. Electrical tool and supply kit
33. Display on household wiring
34. Basic wiring plan for a room
35. Display on safety related to household electrical systems
36. Project built using multiple soldered connections
37. Project built for use at home
38. Homemade lamp
39. Project showing an electrical repair on something used at home, attach a card explaining the repair (Ex. Replaced cord/switch).
40. Any other exhibit not listed

Lots 24-34 are open to youth enrolled in 4-H Electricity 4, or other Advanced Level Electricity projects.

- |                                                       |                                                                            |
|-------------------------------------------------------|----------------------------------------------------------------------------|
| 41. Display of electronic parts                       | 49. 6-8 watt amplifier with integrated circuit                             |
| 42. Diode                                             | 50. Project using LED's                                                    |
| 43. Transistor                                        | 51. Project using electronics components                                   |
| 44. Light emitting diode (LED)                        | 52. Project using electronics programming                                  |
| 45. LED flasher                                       | 53. Project that automates a household system (Ex. Turn on lights/stereo). |
| 46. Photocell alarm                                   | 54. Build an electronics game                                              |
| 47. Light meter                                       | 55. Any other exhibit not listed                                           |
| 48. Silicon controlled rectifier (SCR) intruder alarm |                                                                            |

# DEPARTMENT 24 - MECHANICAL SCIENCES ATCP 160.70

Open to all youth enrolled in any Aerospace, Small Engines, Bicycling, Scale Model and Tractor projects/badges in an approved youth organization. All entries in this Department are judged using the Danish System. A "Best of Show" ribbon will be awarded to one exhibit in this Department. First through fourth premiums are awarded for each lot as: \$3.00, \$2.75, \$2.50 and \$2.25 respectively.

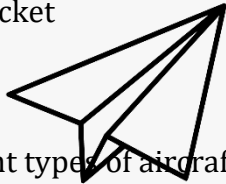
## CLASS A AEROSPACE

Lots 1-5 are open to youth enrolled in 4-H Aerospace 1, or other Younger Member Level Aerospace projects.

- |                                         |                                                  |
|-----------------------------------------|--------------------------------------------------|
| 1. Edible rocket                        | 6. Poster on constellations                      |
| 2. Display comparing birds to airplanes | 7. Photograph taken through a telescope          |
| 3. Poster of aerospace careers          | 8. Poster on solar system                        |
| 4. Homemade space helmet                | 9. Any other astronomy exhibit, not listed above |
| 5. Poster on parts of a telescope       |                                                  |

Lots 6-16 are open to youth enrolled in 4-H Aerospace 2, or other Beginning Level Aerospace projects.

- |                                            |                                                                                                      |
|--------------------------------------------|------------------------------------------------------------------------------------------------------|
| 10. Drinking straw rocket                  | 19. Display of airplane parts and their function                                                     |
| 11. Gnome rocket                           | 20. Model rocket launched (3X5 card attached with date and place of launch, plus summary of results) |
| 12. Paper airplane                         | 21. Model rocket – never launched                                                                    |
| 13. Homemade map                           | 22. Poster on parts of a telescope                                                                   |
| 14. Display of different types of aircraft | 23. Poster on constellations                                                                         |
| 15. Poster on how weather affects flying   | 24. Photograph taken through a telescope                                                             |
| 16. Diamond kite                           | 25. Poster on solar system                                                                           |
| 17. Hot-air balloon model                  | 26. Any other astronomy exhibit, not listed above                                                    |
| 18. Paper helicopter                       |                                                                                                      |



Lots 17-27 are open to youth enrolled in 4-H Aerospace 3, or other Intermediate Level Aerospace projects.

27. Drinking straw and balloon rocket
28. Paper flight simulator
29. Feather wing glider
30. Controllable glider
31. Shuttle on a string demonstrator
32. Balloon shuttle
33. Nagasaki Hata fighter kite
34. Display of remote control parts and their functions
35. Display of helicopter parts and their functions
36. Paper hang glider
37. Model rocket – launched (3X5 card attached with date and place of launch, plus summary of results).
38. Model rocket – never launched
39. Poster on parts of a telescope
40. Poster on constellations
41. Photograph taken through a telescope
42. Poster on solar system
43. Any other astronomy exhibit, not listed above

Lots 28-34 are open to youth enrolled in 4-H Aerospace projects.

44. Model rocket – launched (3X5 card attached with date and place of launch, plus summary of results).
45. Model rocket – never launched
46. Altitude tracker
47. Poster on how to earn a pilot's certificate



48. Display of a navigation system
49. Flat style box kite
50. Personal career profile
51. Photograph taken through a telescope
52. Any other exhibit not listed

## **Class B Small Engines**

### UNIT 1: CRANK IT UP!

1. Poster on history of engines
2. Poster classifying small engines
3. Poster on uses of small engines
4. Poster on matching machines to the job
5. Poster or display on engine operation
6. Display of small engine parts
7. Poster on buying small engine parts
8. Poster or display on electrical system operation
9. Poster on needs for lubrication
10. Poster on needs for cooling system
11. Poster or display on reasons for air filters
12. Poster on starting a small engine
13. Poster on safe use of small engines
14. Exhibit on replacing safety decals on old small engine equipment
15. Poster or display on proper disposal of discarded oil
16. Poster or display on small engine tools and their uses
17. Scrapbook or journal on troubleshooting a small engine
18. Poster or display on maintaining a spark plug
19. Air cleaner service: dirty air cleaner, clean air cleaner
20. Exhibit showing diagram of ignition, fuel or lubrication systems, (actual parts may be used)
21. Display of a small engine model you built
22. Exhibit on careers related to small engines
23. Any other exhibit not listed above

### UNIT 2: WARM IT UP!

24. Poster classifying small engines
25. Poster on determining engine size
26. Poster comparison of diesel and gasoline engines
27. Poster or scrapbook on alternative energy sources
28. Poster on grades of gasoline
29. Poster on grades of engine oil
30. Display of small engine parts
31. Poster or display on buying engine parts
32. Display of air cleaner cutaway
33. Display of electrical system cutaway
34. Poster or display on carburetor operation
35. Display of carburetor cutaway
36. Poster on understanding compression
37. Poster on transmission of power
38. Display on small engine tools and their uses
39. Poster or display on troubleshooting a small engine
40. Poster on lawnmower safety
41. Poster or display on ways of disposing lawn clippings
42. Poster on riding safety for ATV's and snowmobiles

43. Poster on rules and etiquette on trails for ATV's and snowmobiles
44. Plan or scrapbook on starting a small business
45. Exhibit showing worn or faulty engine parts with a brief explanation
46. Poster on chain saw use, outboard motors, motorcycles, or motorbikes
47. Any other exhibit not listed above

**UNIT 3: TUNE IT UP!**

48. Display of small engine cutaway
49. Poster on diagnostic tools used with small engines
50. Display on troubleshooting a small engine
51. Poster or display on engine valve failures
52. Poster on lawnmower blades service
53. Poster comparing engine costs
54. Display of a rebuilt small engine
55. Display of rebuilt small engine equipment
56. Exhibit of built equipment powered by small engines, such as log splitter, go-cart, etc.
57. Poster on small engine design trends
58. Poster on oil refining process
59. Poster on impact of small engine equipment on the environment
60. Poster on small engine impact on air pollution
61. Poster on reducing pollution from small engines
62. Poster on pesticide laws in the community
63. Poster on proper use of pesticides
64. Poster or display on discarding pesticide containers
65. Display on tearing down and reassembling a small engine, describe steps
66. Exhibit showing worn or faulty engine parts with a brief explanation
67. Exhibit showing the correct steps in preparing a small gasoline engine for off-season storage
68. Any other exhibit not listed above

**Class C Bicycling**



**LEVEL 1: BICYCLE ADVENTURES**

- |                                          |                                           |
|------------------------------------------|-------------------------------------------|
| 1. Poster: proper way to wear a helmet   | 7. Poster: how to make safe stops         |
| 2. Display: helmet types                 | 8. Display: riding a bike in traffic      |
| 3. Poster: bike safety check             | 9. Display: locating bike hazards         |
| 4. Exhibit: highway signs                | 10. Display: choosing safe places to ride |
| 5. Poster: how to make safe turns        | 11. Bike scrapbook                        |
| 6. Poster: crossing intersections safely | 12. Report: group ride                    |

**LEVEL 2: BICYCLE ADVENTURES**

- |                                           |                                                  |
|-------------------------------------------|--------------------------------------------------|
| 13. Poster: purchase information on bikes | 19. Poster: how to make safe turns               |
| 14. Display: bike parts                   | 20. Poster: using gears efficiently              |
| 15. Poster: tire inflation                | 21. Poster: quick stopping                       |
| 16. Display: bike adjustments             | 22. Display: dodging obstacles                   |
| 17. Display: chain maintenance            | 23. Display: planning a bike trip                |
| 18. Poster: safe scanning                 | 24. Exhibit: how to be a safe, courteous cyclist |
|                                           | 25. Bike adventure journal                       |

**LEVEL 3: BICYCLE ADVENTURES**

- |                                           |                                                |
|-------------------------------------------|------------------------------------------------|
| 26. Price comparison of bikes to buy      | 31. Poster: using gears efficiently            |
| 27. Display: how to fix a flat tire       | 32. Display: riding safely@ night/ bad weather |
| 28. Display: chain maintenance (advanced) | 33. Report: career opportunities               |
| 29. Display: how to replace brake cables  | 34. Report: bike activism or comm. Svc         |
| 30. Poster: making emergency turns        | 35. Report: bike rodeo (advanced)              |
|                                           | 36. Report: bicycle bingo                      |

## **Class D Scale Models**

Open to youth enrolled in Scale Models projects/badges. All models must be assembled by youth entering exhibit.

1. Scale model of a car, truck or motorcycle
2. Scale model of a ship or submarine
3. Scale model of a train engine or train car
4. Scale model of an airplane or tank
5. Other scale model, not listed above
6. Poster on choosing colors and painting a model
7. Poster on choosing and applying appropriate decals
8. Exhibit on obtaining materials to build a scale model
9. Poster on display techniques of scale models
10. Any other exhibit not listed above

## **Class E Tractors**

1. Any tractor poster or exhibit: (Grade 3-5)
2. Any tractor poster or exhibit: (Grade 6-8)
3. Any tractor poster or exhibit: (Grade 9-13)

## **Class F Non Programable Legos (Youth In Grades 3 – 5).**


## **Class G Non Programable Legos (Youth In Grades 6 – 8).**

## **Class H Non Programable Legos (Youth In Grades 9 – 13).**

Open to youth enrolled in Legos projects in an approved youth organization. Other brands similar to Legos are acceptable.

Please Note: Bases for exhibits are optional but may ease handling for set up and judging.

1. Lego vehicle from kit (car, plane, boat, etc.)
2. Lego vehicle not from kit
3. Lego structure (house, bridge, castle scene, etc.) from kit
4. Lego structure (house, bridge, castle scene, etc.) not from a kit
5. Lego, non-motorized robot, from kit
6. Lego, non-motorized robot, not from kit
7. Functioning Lego mechanical from kit
8. Functioning Lego mechanical not from kit
9. Lego animal from a kit
10. Lego animal, not from kit
11. Lego, non-motorized vehicle, from kit
12. Lego non-motorized vehicle, not from kit
13. Motorized Lego (crane, catapult, etc.) from a kit
14. Motorized Lego (crane, catapult, etc.) not from a kit
15. Photo journal of Lego project, with specific goals labeled
16. Any other Lego model not listed above



## **Class I Science Engineering Technology (YOUTH IN GRADES 3 – 13).**

1. Any display related to this project.

## **Class J Legos Robotics – Group Entries (Youth In Grades 3 – 13).**

**\*WORK DONE AS A GROUP OF 2 OR MORE\***

## **Class K Legos Robotics – Individual Entries (Youth In Grades 3 – 13).**

**\*ALL WORK DONE BY ONE PERSON\***

Open to youth enrolled in Robotics projects/badges in an approved youth organization.

1. Robot that I designed and built

2. Program: Make a mat with a start & finish line. Program Robot to go forward from start line to finish line and back to start, no turns
3. Program: Robot determines distance, using sensor
4. Program: Robot does at least 2 – 90 degree turns using motors to control turns, and at least three straight segments in a single program
5. Poster: Types of gears
6. Compound gear train
7. Report: How gear ration affects distance traveled
8. Report: How pulley size affects distance traveled
9. Report: How gear ratio affects travel speed
10. Robotic gripper that I built
11. Program: Robot detects object, picks it up and moves it to a new location
12. Program: Robot does multiple tasks at the same time. Example: Drive forward while displaying a word on the screen while playing sound
13. Program: Make a mat with a baseball diamond. Program your Robot to run the bases
14. Program: Robot navigates a maze/obstacle course, using at least one sensor
15. Program: Make a mat with lines. Program Robot to follow a line using color sensor
16. Program: Write a program that will cause your Robot to backup and turn whenever it hits something
17. Completed member guide
18. Any other exhibit not listed above.
19. Art Bot: Make a robotic artist that creates a picture. This should be an original design and original programming using Lego NXT or EV3 kits, additional Legos or non-Lego materials.
20. Robo Pet: Make a robot pet. Use a sensor and motor to make the pet respond to you in some way. This should be an original design and original programming using Lego NXT or EV3 kits, additional Legos and non-Lego materials.
21. Burglar alarm: Make a burglar alarm to protect a treasure. Use a sensor and sound to create an alarm that goes off, scaring the intruder away. This should be an original design and original programming using Lego NXT or EV3 kits, additional Legos and non-Lego materials.
22. Trick or Treater: Make a robotic trick or treater. It must somehow communicate that it is trick or treating. This should be an original design and original programming using NXT or EV3 kits, additional Legos and non-Lego materials.

## **DEPARTMENT 25 - FOODS AND NUTRITION ATCP 160.71**

Open to youth enrolled in Foods and Nutrition, Cooking, Baking, Cake Decorating, Candy Making, and Food preservation projects/badges in an approved youth organization. All entries in this Department are judged using the Danish System. A “Best of Show” ribbon will be awarded to one exhibit in this Department. First through fourth premiums are awarded for each Class as: \$3.00, \$2.75, \$2.50 and \$2.25 respectively.

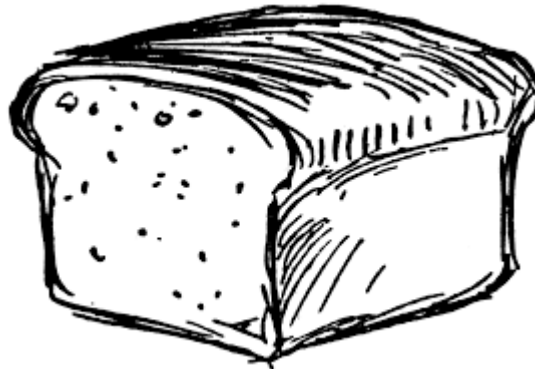
Food exhibits must be brought in no later than one hour prior to judging day. All food products must be entered on plain white paper plates. Entries are to be covered with a self-sealing bag with entry sticker attached to the plate. No prepared mixes may be used unless otherwise stated. No bread makers can be used. Recipes complete with directions on a 3" x 5" card must accompany all entries. Meal entries may be on a plate or in an individual serving container, covered with plastic wrap or foil. The department has the privilege of removing deteriorated food. Demonstrations relating to Foods and Nutrition can be entered in Department 31.

**EACH FAMILY MEMBER MUST PREPARE OWN ENTRY; OBVIOUS DOUBLE ENTRY OF A PRODUCT FROM THE SAME BATCH WILL RESULT IN DISQUALIFICATION.**

## Class A Foods And Nutrition 1

Open to youth enrolled in 4-H Foods and Nutrition 1, or in other Beginning Level foods projects.

1. Pizza Pocket, 1
2. Brownies, 3
3. Drop cookies, 3
4. Spritz cookies, 3
5. Unfrosted cupcakes, 3
6. Fruit muffins, 3
7. Quick bread, 1/2 loaf
8. Granola bars made from scratch, 3
9. Micro-stuffed potato, 1
10. Colossal Chocolate Crunch Cookie, 1
11. Fruit Plate, 5 kinds of fruit
12. Baked item made with yeast
13. Chocolate Chip Cookies
14. Decorated Cake
15. Chocolate Cake
16. Any dish which is prepared in the microwave, 1 serving
17. One homemade TV dinner
18. Breakfast entrée, 1 serving
19. Lunch entrée, 1 serving
20. Dinner entrée, 1 serving
21. Poster identifying daily serving sizes from the Food Pyramid
22. Lunch menu based on Food Pyramid guidelines
23. Scrapbook on misleading food advertising
24. Poster on safe food preparation
25. Poster on healthy food selection
26. Poster on smart food purchasing
27. Poster on food safety
28. Poster on food preservation
29. Poster on food service careers
30. Display of complete table setting for one person including dishes, flat wear, napkins, placemat/tablecloth and centerpiece. Menu for meal and a single serving of one item from menu including recipe
31. Plan for a nutritious snack, list nutrients included
32. Any other exhibit, not listed above



## Class B Foods And Nutrition 2

Open to youth enrolled in Foods and Nutrition Beginning/Intermediate Level projects/badges.

1. Melon boat, 1
2. Yogurt drink, 1 cup
3. Quick coffee cake with streusel topping, 4" square from corner
4. Yellow cake, 4" square from corner
5. Carrot-raisin brownies, 3
6. Chocolate brownies, 3
7. Refrigerator cookies, 3
8. Drop cookies, 3
9. Spritz cookies, 3
10. Fruit muffins, 3
11. Chocolate cupcakes unfrosted, 3
12. Quick bread, 1/2 loaf

13. Yeast bread, 1/2 loaf
14. Stir-fry vegetables, 1 serving
15. Baked item made with yeast
16. Any dish (sandwich, casserole, etc.) which is prepared in the microwave, 1 serving
17. Poster on smart food purchasing
18. Breakfast entrée, 1 serving
19. Lunch entrée, 1 serving
20. Dinner entrée, 1 serving
21. Poster on healthy food selection
22. Booklet outlining at least five careers in the food service industry
23. Describe the number of calories used in various fitness activities
24. Exhibitor designed recipe book or box with cards, at least 20 (May be added to first year's recipe book or box)
25. Display of complete table setting for one person including dishes, flat wear, napkins, placemat/tablecloth and centerpiece. Menu for meal and a single serving of one item from menu including recipe
26. Any other exhibit, not listed above



### **Class C Foods And Nutrition 3**

Open to youth enrolled in Foods and Nutrition 3 Intermediate Level foods projects/badges.

1. Shortcake, 4" square from corner
2. Banana quick bread, 1/2 loaf
3. White yeast bread, 1/2 loaf
4. Wheat yeast bread, 1/2 loaf
5. Quick coffee cake with streusel topping, 4" corner
6. Yellow cake, 4" square from corner
7. Carrot-raisin brownies, 3
8. Chocolate brownies, 3
9. Other brownies, 3
10. Refrigerator cookies, 3
11. Drop cookies, 3
12. Spritz cookies, 3
13. Rolled cookies, 3
14. Fruit muffins, 3
15. Bran muffins, 3
16. Chocolate cupcakes unfrosted, 3
17. Quick coffee cake with streusel topping, 4" corner
18. Make your own casserole (pot pie size)
19. Stir fry (1 serving)
20. Breadsticks for a crowd, 5
21. Micro-tacos, 2
22. Any dish which is prepared in the microwave, 1 serving
23. Invent a snack, 1 serving
24. Pizza from scratch, 1 serving
25. Breakfast entrée, 1 serving
26. Lunch entrée, 1 serving
27. Dinner entrée, 1 serving
28. Poster with a fitness theme
29. Poster on healthy food selection
30. Poster on smart food purchasing
31. Outline sensible weight loss plan

32. Report on an interview with person working in food related profession
33. Poster listing the nutritional content of one balanced meal
34. Fitness journal or log of your activities for 30 days
35. Display of complete table setting for one person including dishes, flat wear, napkins, placemat/tablecloth and centerpiece. Menu for meal and a single serving of one item from menu including recipe
36. Any other exhibit, not listed above

## **Class D Foods And Nutrition 4**

Open to youth enrolled in Foods and Nutrition 4 Advanced Level foods projects/badges.

1. White yeast bread, 1/2 loaf
2. Wheat yeast bread, 1/2 loaf
3. Rye yeast bread, 1/2 loaf
4. Any other yeast bread, 1/2 loaf
5. Yeast cinnamon rolls, 3
6. Any other yeast roll, 3
7. Quick bread, 1/2 loaf
8. Sponge cake, 4" corner
9. Angel Food cake, 1/4 of round or 1/2 loaf
10. Cake doughnuts, 3
11. Fruit bars, 3
12. Brownies, 3
13. Refrigerator cookies, 3
14. Drop cookies, 3
15. Spritz cookies, 3
16. Filled cookies, 3
17. Rolled cookies, 3
18. Fruit muffins, 3
19. Bran muffins, 3
20. Savory muffins, 3
21. Pie Crust (1 rolled crust, baked)
22. Any fruit pie (no canned pie filling)
23. Quick coffee cake with streusel topping, 4" corner
24. Jelly Jamboree (1 or 1/2 pint, without pectin)
25. Any dish (sandwich, casserole, etc.) which is prepared in the microwave (1 serving)
26. Cream puffs, no filling (plate of 3)
27. International food (3x5 recipe card with nationality and recipe)
28. Breakfast entrée, 1 serving
29. Lunch entrée, 1 serving
30. Dinner entrée, 1 serving
31. Dinner menu, use all concepts from the Food Guide Pyramid (Write menu on 4" x 6" card, include recipe cards for dishes, mount on poster)
32. Poster on food additives
33. Poster on healthy food selection
34. Poster on smart food purchasing
35. Poster on lowering fat/cholesterol intake
36. Plan a buffet table layout
37. Display indicating the importance of increased fiber in the diet
38. Design a fitness program for self or family

39. Display of complete table setting for one person including dishes, flat wear, napkins, placemat/tablecloth and centerpiece. Menu for meal and a single serving of one item from menu including recipe
40. Any other exhibit, not listed above

### **Class E Decorated Cakes/Cookies And Candy Making**

Lots 1-10 are open to youth in Grades 3-8, enrolled in Foods and Nutrition projects/badges. Cake mixes are allowed. Any shape or size allowed. Use a decorating tube.

- |                                    |                                               |
|------------------------------------|-----------------------------------------------|
| 1. Special cake                    | 6. Poster on cake decorating or candy making  |
| 2. Decorated cake for any occasion | 7. Microwave candy                            |
| 3. Decorated cookies (plate of 3)  | 8. Homemade fudge                             |
| 4. Decorated cupcakes (plate of 3) | 9. Chocolate dipped candy                     |
| 5. Any other decorated, not listed | 10. Any other type of candy, not listed above |

Lots 11-20 are open to youth in Grades 9-13, enrolled in Foods and Nutrition projects. Cake mixes are allowed. Any shape or size allowed. Use a decorating tube.

- |                                                              |                                               |
|--------------------------------------------------------------|-----------------------------------------------|
| 11. Special cake                                             | 17. Microwave candy (plate of 3)              |
| 12. Decorated cake for any occasion                          | 18. Homemade fudge (plate of 3)               |
| 13. Decorated cookies (plate of 3)                           | 19. Chocolate dipped candy (plate of 3)       |
| 14. Decorated cupcakes (plate of 3)                          | 20. Any other type of candy, not listed above |
| 15. Any other decorated, not listed                          |                                               |
| 16. Poster on some aspect of cake decorating or candy making |                                               |

### **Class F Food Preservation**

All canned foods must be in a standard quart or pint jar with a self-sealing lid. Jams and jellies must be sealed in 1/2-pint standard jars with a self-sealing lid and processed in boiling water bath. Processing time and method MUST be labeled on jars. Project will be judged by the latest material released from the UW-Extension office for this literature. Entries may be disqualified if judge feels the proper time and method have not been used. Dehydrated food must be presented at the fair in a one-pint plastic re-sealable bag clearly labeled with the following information: food item and variety, method of drying (oven, commercial dehydrator, homemade), date dehydrated, drying time, and pre-treatment used.

Lots 1-22 are open to youth in Grades 3-8, enrolled in Food Preservation projects.

- |                                  |                                            |
|----------------------------------|--------------------------------------------|
| 1. Applesauce                    | 12. Jelly, any variety                     |
| 2. Apples, quartered or halved   | 13. Pickles                                |
| 3. Cherries, pitted              | 14. Relishes                               |
| 4. Rhubarb                       | 15. Any other canned item not listed above |
| 5. Tomato Juice                  | 16. Dried Apples                           |
| 6. Tomatoes, halved or quartered | 17. Dried Bananas                          |
| 7. Tame red or black raspberries | 18. Any other dried fruit                  |
| 8. Wild red or black raspberries | 19. Fruit leather, 4" x 4" piece           |
| 9. Any other fruit               | 20. Any dried vegetable                    |
| 10. Any vegetable                | 21. Meat jerky, 4 pieces, 4" length        |
| 11. Jam, any variety             | 22. Any other dried food not listed above  |

Lots 23-53 are open to youth in Grades 9-13, enrolled in Food Preservation projects.

- |                                   |                                 |
|-----------------------------------|---------------------------------|
| 23. Applesauce                    | 36. Yellow beans, cut           |
| 24. Apples, quartered or halved   | 37. Any other vegetable         |
| 25. Cherries, pitted              | 38. Beet pickles                |
| 26. Rhubarb                       | 39. Bread and butter pickles    |
| 27. Tomato juice                  | 40. Dill pickles, fermented     |
| 28. Tomatoes, halved or quartered | 41. Dill pickles, non-fermented |
| 29. Tame red or black raspberries | 42. Sweet Pickles               |
| 30. Wild red or black raspberries | 43. Relishes                    |





- |                                 |                                            |
|---------------------------------|--------------------------------------------|
| 31. Peaches                     | 44. Jam, any variety                       |
| 32. Pears                       | 45. Jelly, any variety                     |
| 33. Other berries or fruit      | 46. Any other canned item not listed above |
| 34. Sweet Corn                  | 47. Dried Apples                           |
| 35. Green beans, cut            | 48. Dried Bananas                          |
| 49. Any other dried fruit       | 52. Meat jerky, 4 pieces, 4" length        |
| 50. Fruit leather, 4"x 4" piece | 53. Any other dried food not listed above  |
| 51. Any dried vegetable         |                                            |

## DEPARTMENT 26 - CLOTHING ATCP 160.72

Open to youth enrolled in Clothing projects/badges in an approved youth organization. All entries in this Department are judged using the Danish System. A "Best of Show" ribbon will be awarded to one exhibit in this Department. First through fourth premiums are awarded for each Class as: \$3.00, \$2.75, \$2.50 and \$2.25 respectively.

All entry tags are to be pinned in upper left-hand side of garment. Put name and club/group on the back of the garment, using a 3" x 5" index card or similar card. Standard wire hangers must accompany all garments including tote bags, pajamas, slippers, scarves, and halter-tops.

Each entry must be accompanied by a 3" x 5" card with the following information: fiber content, care label information, intended use (if made for someone other than exhibitor, indicate here), type of interfacing used, if any, and preparing of fabric and notions (such as zipper, trim, tapes, etc., if any).

### Class A Clothing

Lots 1-41 open to youth enrolled in 4-H Clothing 1, or other Beginning Clothing Construction projects.

1. Blouse or skirt
2. Sleepwear
3. Knit top
4. Vest
5. Stuffed animal or doll
6. Dress
7. Sports outfit
8. Jogging suit
9. Skirt
10. Pants/shorts
11. Simple article for home
12. Bathrobe
13. Apron
14. Tote bag
15. T-shirt
16. Machine stitched scarf for summer or winter
17. Sewn coordinated outfit - 2 or more pieces
18. Garment for another individual
19. "Refinished" garment with 3" x 5" card describing before and after
20. Creative sweatshirt (purchased)
21. Creative sweatshirt (constructed)
22. Creative costume
23. Purchased outfit; complete outfit selected by member, explain why you put the outfit together, include cost, color, fit, construction, accessories
24. Beachwear, swimsuits, etc.
25. Tailored shirt or blouse



26. Jacket or blazer
27. Article done exclusively on a serge
28. Poster showing steps when doing laundry
29. Poster what to look for when buying a textile product
30. Poster showing the right colors for you – include photograph of yourself
31. Poster showing difference between Fashion and Fad
32. Any other item not previously mentioned
33. Decorative item
34. Purse
35. Pin cushion
36. Hat or hair accessory
37. Potato bag
38. Jewelry roll
39. Holiday item
40. Household item
41. Appliqué item

Lots 42-70 open to youth enrolled in 4-H Clothing 2, or other Intermediate Level Clothing Construction projects.

42. Apron
43. Blouse or shirt
44. Sleepwear
45. Knit top
46. Vest
47. Stuffed animal
48. Dress
49. Sports outfit
50. Jogging suit
51. Skirt
52. Pants/shorts
53. Sewn coordinated outfit – 2 or more pieces
54. Garment for another individual
55. “Refinished” garment with 3” x 5” card describing before and after
56. Creative sweatshirt (purchased)
57. Creative sweatshirt (constructed)
58. Creative costume
59. Purchased outfit; complete outfit selected by member, explain why you put the outfit together, include cost, color, fit, construction, accessories
60. Beachwear, swimsuits, etc.
61. Tailored shirt or blouse
62. Jacket or blazer
63. Article done exclusively on a serge
64. Poster showing steps when doing laundry
65. Poster what to look for when buying a textile product
66. Poster showing the right colors for you – include a photograph of yourself
67. Poster showing the difference between Fashion and Fad
68. Holiday item
69. Household item
70. Any other item not previously mentioned.

Lots 71-99 open to youth enrolled in 4-H Clothing 3, or other Advanced Level Clothing Construction projects.

71. Blouse or shirt

72. Sleepwear
73. Knit top
74. Vest
75. Stuffed animal
76. Dress
77. Sports outfit
78. Jogging suit
79. Skirt
80. Pants/shorts
81. Tote bag
82. Purse
83. Table runner
84. Sewn coordinated outfit – 2 or more pieces
85. Garment for another individual
86. “Refinished” garment with 3” x 5” card describing before and after
87. Creative sweatshirt (purchased)
88. Creative sweatshirt (constructed)
89. Creative costume
90. Purchased outfit; complete outfit selected by member, explain why you put the outfit together, include cost, color, fit, construction, accessories
91. Beachwear, swimsuits, etc.
92. Tailored shirt or blouse
93. Jacket or blazer
94. Article done exclusively on a serge
95. Poster showing steps when doing laundry
96. Poster what to look for when buying a textile product
97. Poster showing the right colors for you – include a photograph of yourself
98. Poster showing the difference between Fashion and Fad
99. Any other item not previously mentioned

## **Class B Equestrian Clothing**

Open to youth enrolled in Clothes Horse project/badges, or another Equestrian Clothing-focused project.

- |                                   |                                                        |
|-----------------------------------|--------------------------------------------------------|
| 1. Grooming mitt                  | 8. Riding boots carrying bag                           |
| 2. Grooming apron                 | 9. Mane tamer                                          |
| 3. Quilted leg wraps              | 10. Any style shirt that exhibitor would wear for show |
| 4. Equitation scarf               | 11. Any style pants that exhibitor would wear for show |
| 5. Western pad                    | 12. Halter cover                                       |
| 6. English pad                    | 13. Riding chaps                                       |
| 7. Cooling sheet or horse blanket | 14. Other equestrian-related garments                  |

## **Class C Clothing Decisions**

Lots 1-16 open to youth enrolled in Clothing Decisions Intermediate Level Clothing Decisions project/badges.

1. Seasonal calendar or photo album that includes your favorite things to do wearing your favorite clothes
2. Poster showing outline of hand and glove size chart
3. Youth’s income and expense statement for one month
4. Shoe count poster comparing youth’s shoes to those of an older person
5. Poster or report comparing the quality and price of the same item bought in three different types of stores
6. Exhibit of poster illustrating the three types of information found on clothing labels
7. Journal or notebook on what influences family members to buy clothes

8. Poster illustrating weasel and puffery words used in clothing advertising
9. T-shirt Inventory chart rating personal preferences for four tee shirts
10. Poster that illustrates clothing colors you like and dislike
11. Poster or report that evaluates the characteristics of three sweatshirts
12. Poster or report illustrating key features of an ideal backpack
13. Poster or report illustrating an outfit you want compared to one within a specific price limit, include your decision to buy or not buy
14. Report or exhibit on clothing colorfastness
15. Poster or report on clothing warranties
16. Poster or report on a volunteer charity or community activity related project

Lots 17-33 open to youth enrolled in 4-H Clothing Decisions 2, or other Advanced Level Clothing Decisions projects.

17. Poster illustrating different clothes worn for “function” and “fashion”
18. Collage illustrating three distinctive clothing looks
19. Poster illustrating how line and color can enhance body shapes
20. Historical or cultural research report on body size
21. Record of youth’s monthly income and expenses
22. Poster or report illustrating youth’s clothing needs vs. wants
23. Poster or report on clothing inventory
24. Exhibit or report on buying jeans
25. Report on textile laws
26. Create an ad for a new clothing item or analyze existing ads
27. Poster illustrating how collar styles match with body features
28. Chart evaluating similar garments for three types of stores (discount, consignment, used clothing, department or outlet.)
29. Keep or toss analysis on 3 items in your wardrobe
30. Photos and worksheet using the clothing decision matrix to decide among two garments
31. Interview 3-4 people and write a short story on best clothing bargains
32. Letter of complaint on a returned item of clothing
33. Poster or report on a volunteer charity or community activity related to this clothing decisions project
34. Any other not listed above

## **Department 27 - Knitting And Crocheting Atcp 160.73**

Open to youth enrolled in Knitting or Crocheting projects/badges in an approved youth organization. All entries in this Department are judged using the Danish System. A “Best of Show” ribbon will be awarded to one exhibit in this Department. First through fourth premiums are awarded for each Class as: \$3.00, \$2.75, \$2.50 and \$2.25 respectively.

All knitted and crocheted articles must be accompanied by a 3”x 5” card, securely fastened, with the following information: fiber content of yarn, i.e., 100% rayon; intended care of fabric, i.e., machine wash and dry; intended use (indicate here if garment was made for another individual), i.e., for my mother to wear for sportswear; and pattern stitch used, i.e., cable stitch.

### **Class A Knitting – Level I**


- |                                       |                                              |
|---------------------------------------|----------------------------------------------|
| 1. Hat or headband                    | 7. Vest or poncho                            |
| 2. Scarf                              | 8. Knitted garment (example: skirt or dress) |
| 3. Slippers                           | 9. Simple afghan                             |
| 4. Mittens                            | 10. Simple pillow                            |
| 5. Any other simple accessory to wear | 11. Any other item not listed above          |
| 6. Sweater                            |                                              |

## Class B Knitting – Level II

12. Hat or headband
13. Scarf
14. Slippers
15. Mittens
16. Sweater, vest or poncho
17. Knitted garment (example: skirt or dress)
18. Two-piece ensemble
19. Afghan
20. Pillow
21. Scrapbook on history of yarn in the United States
22. Poster showing at least 10 samples of knitting stitches (Samples must be of yarn, not drawn)

## Class C Knitting - Using More Than Two Needles.

24. Four-needle mittens.
25. Four-needle socks.
26. Advanced sweater of one yarn. May have pattern design or embroidery
27. Any other advanced garment of one yarn (May have pattern design or embroidery)
28. Pullover to wear with mixed colors carrying yarn or mixed yarn bobbin knitting
29. Cardigan to wear with mixed colors carrying yarn or mixed yarn bobbin knitting
30. Advanced afghan
31. Advanced pillow
32. Any other advanced article to use in the home.



## Class D Crocheting I – Level I

1. Belt
2. Purse
3. Neck scarf or hat
4. Pair of slippers
5. Pillow
6. Vest
7. Poncho
11. Plant hanger
8. Crocheted garment (example: skirt or dress)
12. Holiday ornament or decoration
9. Two-piece ensemble
13. Any other simple article
10. Household item

## Class E Crocheting II – Level II

14. Scarf
15. Hat
16. Pair of slippers
17. Pillow
18. Poncho or sweater
19. Crocheted garment (example: skirt or dress)
20. Two-piece ensemble
21. Holiday ornament or decoration
22. Plant hanger
23. Poster showing at least 10 crochet stitches. Must be crocheted, not drawn
24. Baby ensemble, 3 pieces
25. Article with crocheted edging or doily
26. Crocheted article using creative stitch such as hairpin lace, broomstick lace, etc.
27. Afghan, minimum 42" x56"
28. Any other advanced crocheted article



## DEPARTMENT 28 – HOME FURNISHING/ENVIRONMENT ATCP160.74

Open to youth enrolled in Home Furnishings and Home Environment projects/badges in an approved youth organization. All entries in this Department are judged using the Danish System. A "Best of Show"

ribbon will be awarded to one exhibit in this Department. First through fourth premiums are awarded for each lot as: \$3.00, \$2.75, \$2.50 and \$2.25 respectively.

All exhibits should have a 3"x5" card stating: description (What is it?); Use (What room/area will it be used?); Rationale (Why did you choose color, texture, etc.)

### **Class A Home Environment/Furnishing I**

1. Plain pillow.
2. Decorative item using plastic needlepoint mesh.
3. Decorated wastebasket.
4. Wall hanging.
5. Creative plant container, not hanger.
6. Simple matted picture.
7. Creative accessory for a room.
8. Pair of pillow cases with any type of finished work.
9. Fringed tablecloth.
10. Placemats and napkins (set of 2).
11. Energy conserving item for home (draft dodger, insulated shade, etc.).
12. Padded picture frame.
13. Counted cross stitch item.
14. Collage using one color and many textures (green fabric, green carpet, green paper).
15. Color wheel made with construction paper.
16. Any other useful item for room.

### **Class B Home Environment/Furnishing II**

17. Pillow for home (may be kit).
18. Decorative item using plastic needlepoint mesh.
19. Decorated wastebasket.
20. Wall hanging.
21. Creative plant container, not hanger.
22. Simple matted picture
23. Mobile
24. Creative accessory for a room
25. Pair of pillow cases with any type of finished work
26. Fringed tablecloth
27. Poster illustrating a color scheme for a room, include carpet, paint, and fabric
28. Energy conserving item for home (draft dodger, insulated shade, etc.)
29. Padded picture frame
30. Counted cross stitch towels/bread cloths
31. Placemats and napkins, set of 4
32. Home accessory made from recyclable materials (newspapers, cans, plastic containers, etc.)
33. Small refinished wood item (picture frame, cutting board, box)
34. Any other useful item for the home

### **Class C. Home Environment/Furnishing III**

35. Centerpiece for dining room table
36. Kitchen appliance covers, 2 or more items, give color scheme of kitchen
37. Harem pillow
38. Lapped back pillow
39. Example of Tie Quilting (pillow, wall hanging, doll's quilt)
40. Desk Set including blotter pad, pencil holder, letter holder
41. Latch hook rug or wall hanging
42. Creative accessory for room
43. Poster or swatch chart with colors, fabrics, carpet and wood samples, used in room

44. Poster on home safety color-coding in-home design
45. Poster illustrating the concept of structured lines vs. applied lines in home design
46. "Living With Others" scrapbook (Creative examples of invitations, thank you notes, personal letters, letters to the editor, business letters, etc.)
47. Pajama bag or storage bag, for shoes and other accessories
48. Scale drawing of any room in your home showing furniture arrangement, include sample materials to illustrate combinations of fabrics, colors, and finishes used in the room
49. Energy conserving item for home, insulated shade, etc.
50. Design a bedroom
51. Three-dimensional model of a room design
52. Heritage item remade or restored (antique memory box, scrapbook, quilt, etc.), include information on history or special meaning
53. Family history scrapbook
54. Any other exhibit relating to project area

## **DEPARTMENT 29 - FAMILY & CHILD DEVELOPMENT (ATCP 160.75)**

Open to youth enrolled in Child and Family Development projects/badges in an approved youth organization. All entries in this Department are judged using the Danish System. A "Best of Show" ribbon will be awarded to one exhibit in this Department. First through fourth premiums are awarded for each Class as: \$3.00, \$2.75, \$2.50 and \$2.25 respectively.

### **Class A Child Development I**


1. Blooming bag
2. My Learning Box
3. Story masks
4. Display of early morning time clock and personal morning routine
5. Display of the safety hazards in your home and how you dealt with them
6. Choke-tube tester

### **Class B Child Development II**

7. Home Alone board game
8. A personal self-care plan for when you're home alone
9. Age-appropriate toy chart
10. Friendship Chain
11. Friendly Fringed Flyer kite
12. Child development puzzle
13. Family rules worksheet
14. Home safety checklist
15. Baby's Toy Box

### **Class C Child Development III - Grades 9-13**

16. Child Development Career Watch game
17. Evaluation of TV programs for kids
18. Display on your teaching experience
19. Puppet show on teaching discipline
20. Report on the roles and responsibilities of parenthood
21. Display on the diversity of families in your community
22. Playground safety plan
23. Intergenerational community service project



24. Playground first aid kit

## **CLASS D FAMILY TIMES**

Open to youth enrolled in any Child and Family Development projects/badges. Family Times is an opportunity for the entire family to learn together, share ideas, and have fun while doing it. Family members can be aunts, uncles, grandparents, cousins, etc. Each should have a description card attached, (4"x6") including the following information:

- The names and ages of all family members that made any contributions to the exhibit.
  - Description of what each family member contributed to the total exhibit.
  - The total amount of time taken to complete the exhibit.
  - Skills or knowledge learned from participating in the exhibit together.
  - Did exhibit promote time for the family to learn and have fun together?
  - How was interest in the family times exhibit promoted?
1. Exhibit of activities that you do with your family, at least two
  2. Photographs of your family members and share what each one has in common with one another
  3. Exhibit a feeling poster (Include minimum of four identified feelings)
  4. Family banner (max. 28" x 44") ready to hang
  5. Scrapbook highlighting activities your family did together
  6. A mounted family photo with a description of what makes your family special and why you are happy to be a part of it
  7. Family history project (may be an interview of family members on video or audio tape, family tree, etc.)
  8. A game your family has developed with the rules
  9. A family time capsule
  10. Any other exhibit relating to Family Times project=

## **DEPARTMENT 31 DEMONSTRATIONS/PRESENTATIONS**

ATCP 160.76

Open to youth enrolled in Demonstration, Speaking, Action Exhibits, Illustrated Talks, and other Graphic/Oral Presentation projects/badges in an approved youth organization. All entries in this Department are judged using the Danish System. A "Best of Show" ribbon will be awarded to one exhibit in this Department. First through fourth premiums are awarded for each Class as: \$3.00, \$2.75, \$2.50 and \$2.25 respectively.

Youth may enter in both Individual and Team Classes. On a separate sheet of paper please list the title of your demonstration and in group demonstrations the names of those with whom you will be working. Youth in Early Childhood Programs grades K-2 (Cloverbuds) should enter in Department 17 under the appropriate Class; however, their demonstrations will be judged at the designated time for this Department.

### **Class A Team Demonstration**

Lots 1-7 are for youth in Grades 3-5. Demonstrations should be 2-3 minutes in length.

1. Family, Home and Health subject area
2. Art and Communication subject area
3. Natural Resources/Environmental subject area
4. Animal subject area
5. Mechanical Science subject area
6. Plant and Soil Science subject area
7. Any other subject area, not listed above

Lots 8-14 are for youth in Grades 6-8. Demonstrations should be 3-5 minutes in length.



8. Family, Home and Health subject area
9. Art and Communication subject area
10. Natural Resources/Environmental subject area
11. Animal subject area
12. Mechanical Science subject area
13. Plant and Soil Science subject area
14. Any other subject area, not listed above

Lots 15-21 are for youth in Grades 9-13. Demonstrations should be 7-10 minutes in length.

15. Family, Home and Health subject area
16. Art and Communication subject area
17. Natural Resources/Environmental subject area
18. Animal subject area
19. Mechanical Science subject area
20. Plant and Soil Science subject area
21. Any other subject area, not listed above

### **Class B Individual Demonstrations**

Lots 1-7 are for youth in Grades 3-5. Demonstrations should be 2-3 minutes in length.

1. Family, Home and Health subject area
2. Art and Communication subject area
3. Natural Resources/Environmental subject area
4. Animal subject area
5. Mechanical Science subject area
6. Plant and Soil Science subject area
7. Any other subject area, not listed above

Lots 8-14 are for youth in Grades 6-8. Demonstrations should be 3-5 minutes in length.

8. Family, Home and Health subject area
9. Art and Communication subject area
10. Natural Resources/Environmental subject area
11. Animal subject area
12. Mechanical Science subject area
13. Plant and Soil Science subject area
14. Any other subject area, not listed above

Lots 15-21 are for youth in Grades 9-13. Demonstrations should be 1-10 minutes in length.

15. Family, Home and Health subject area
16. Art and Communication subject area
17. Natural Resources/Environmental subject area
18. Animal subject area
19. Mechanical Science subject area
20. Plant and Soil Science subject area
21. Any other subject area, not listed above

## **DEPARTMENT 32 – YOUTH GROUP BOOTHS, BANNERS AND SCRAPBOOKS ATCP 160.77**

Open to all approved youth groups/organization. All entries in this Department are judged using the Danish System. A “Best of Show” ribbon will be awarded to one exhibit in this Department. First through fourth premiums are awarded for each lot as: \$3.00, \$2.75, \$2.50 and \$2.25 respectively.

Exhibit should include a sheet of paper with youth club/group name, and names and grades of all youth in the group. All exhibits must be from activities completed since the last fair. Booths 4'x4'x3' are provided, note if electricity is needed (not always possible). Banners should be between 2'x3' and 4'x6' in size, and be able to hang for display purposes. Scrapbooks should include photographs, drawings, narrative text, brochures, postcards, maps, etc. as appropriate to explain purpose of trip and the youth's participation in it.



### **Class A Booths**

1. Booth promoting club/troop/pack/other group participation
2. Booth promoting/displaying participation in a club/troop/pack/other group trip (Citizenship Washington Focus, Space Camp, 4-H and Youth Conference, Jamboree, etc.)
3. Booth promoting club/troop/pack/other group completed community service project
4. Booth addressing a community youth issue
5. Any other club/troop/pack/other group booth, not listed above

### **Class B Banners**

1. Banner promoting club/troop/pack/other group participation
2. Banner promoting/displaying participation in a club/troop/pack/other group trip (Citizenship Washington Focus, Space Camp, 4-H and Youth Conference, Jamboree, etc.)
3. Banner promoting club/troop/pack/other group completed community service project
4. Banner addressing a community youth issue
5. Any other club/troop/pack/other group banner, not listed above

### **Class C Scrapbooks**

1. Scrapbook promoting club/troop/pack/other group participation
2. Scrapbook promoting/displaying participation in a club/troop/pack/other group trip (Citizenship Washington Focus, Space Camp, 4-H and Youth Conference, etc.)
3. Scrapbook promoting club/troop/pack/other group completed community service project
4. Scrapbook addressing a community youth issue
5. Any other club/troop/pack/other group scrapbook, not listed above



## **DEPARTMENT 33 - YOUTH LEADERSHIP/SELF-DETERMINED PROJECTS ATCP 160.78**

Open to youth enrolled in Youth Leadership, Financial Management and related Self-Determined projects/badges not encompassed by a more specific department in an approved youth organization. All entries in this Department are judged using the Danish System. A "Best of Show" ribbon will be awarded to one exhibit in this Department. First through fourth premiums are awarded for each lot as: \$3.00, \$2.75, \$2.50 and \$2.25 respectively.

### **Class A Youth Leadership**

Open to youth enrolled in Youth Leadership, or youth in similar projects/badges in an approved youth organization

1. Display designed to recruit members into your youth organization
2. Display showing how you assisted in teaching a specific project/badge/lead activity
3. Planning calendar showing how you helped in one of these areas: (a) project leadership; (b) organization leadership; (c) activity leadership
4. Visual aid you used to teach a specific project/badge/lead activity
5. Display showing how you assisted your club/troop/pack/group organization leader
6. Display showing how you assisted in leadership in a club/troop/pack/group activity
7. Display showing your leadership contributions to a county, district or state event or activity

8. Scrapbook or journal describing your 4-H Ambassador role
9. Any other not listed above

### **Class B Self-Determined Projects**

This class is designed for youth who are enrolled in projects beyond existing level of involvement or design a project not available in existing project areas. Exhibit must include an outline of the project, knowledge or skills learned, activities involved in project, evaluation of the project (goals, reached, level of satisfaction, etc.)

1. Youth Grades 3-5, Home economics area
2. Youth Grades 3-5, Environmental area
3. Youth Grades 3-5, Animal area
4. Youth Grades 3-5, Mechanical Science area
5. Youth Grades 3-5, Other subject area
6. Youth Grades 6-8, Home economics area
7. Youth Grades 6-8, Environmental area
8. Youth Grades 6-8, Animal area
9. Youth Grades 6-8, Mechanical Science area
10. Youth Grades 6-8, Other subject area
11. Youth Grades 9-13, Home economics area
12. Youth Grades 9-13, Environmental area
13. Youth Grades 9-13, Animal area
14. Youth Grades 9-13, Mechanical Science area
15. Youth Grades 9-13, Other subject area

## **DEPARTMENT 34 – HEALTH AND CITIZENSHIP ATCP 160.79**

Open to youth enrolled in Health, Citizenship, International Relations, Intergeneration’s, Cultural Heritage and History, Careers, and Safety projects/badges in an approved youth organization. All entries in this Department are judged using the Danish System. A “Best of Show” ribbon will be awarded to one exhibit in this Department. First through fourth premiums are awarded for each lot as: \$3.00, \$2.75, \$2.50 and \$2.25 respectively

### **Class A Health**

Lots 1-12 are open to youth enrolled in Health projects/badges

- |                                                     |                                  |
|-----------------------------------------------------|----------------------------------|
| 1. Poster on proper hand washing techniques         | 7. Model of Food Guide Pyramid   |
| 2. Poster on proper grooming and personal hygiene   | 8. Poster on food package labels |
| 3. Poster on proper teeth brushing techniques       | 9. Poster on feelings            |
| 4. Poster on family doing our favorite things       | 10. Collage on myself            |
| 5. Poster of creative expression using squiggle art | 11. Poster on exercise benefits  |
| 6. First-aid kit                                    | 12. Any other not listed         |

### **Class B Health**

Lots 13-22 are open to youth enrolled in Health projects/badges

- |                                                   |                                     |
|---------------------------------------------------|-------------------------------------|
| 13. Display on a healthy diet                     | 18. Display on how to reduce stress |
| 14. Display on fitness                            | 19. Personal study-space analysis   |
| 15. Display on how smoking affects lungs          | 20. Display on home safety hazards  |
| 16. Brochure on myself, “This is Me”              | 21. Any other not listed            |
| 17. Poster that illustrates individual uniqueness |                                     |

Lots 22-32 are open to youth enrolled in Health projects/badges

- |                                                  |                                             |
|--------------------------------------------------|---------------------------------------------|
| 22. Display on how smoking affects lung capacity | 27. Display on stress management            |
| 23. Display on calculating target heart rate     | 28. Personal values crest or mural          |
| 24. Display on the effects of alcohol            | 29. Poster on ethnic diversity in my county |

- |                        |                                               |
|------------------------|-----------------------------------------------|
| 25. Friendship want ad | 30. Display on handling sports injuries       |
| 26. Concept map        | 31. Display on injury and accident prevention |
|                        | 32. Any other not listed                      |

Lots 33-44 are open to youth enrolled in Health projects/badges.

- |                                                   |                                                      |
|---------------------------------------------------|------------------------------------------------------|
| 33. Display on how media can affect self-image    | 39. Display on stress management                     |
| 34. Poster on nutrient values of a fast-food meal | 40. Display on study tips                            |
| 35. Personal physical activity plan               | 41. Display on time management                       |
| 36. Display on preventing sexual assault          | 42. Public service announcement about a health issue |
| 37. Display on eating disorders                   | 43. Personal letter written to a legislator          |
| 38. Display on AIDS/STD prevention                | 44. Any other not listed                             |

Lots 46-54 are open to youth enrolled in Health projects/badges.

45. Poster on pregnancy prevention
46. Display on skin cancer prevention
47. Public service announcement on violence prevention
48. Poster on blood alcohol content
49. Display on stress management
50. Poster on non-violent ways to resolve conflict
51. Display on teen pregnancy
52. Poster on the cost of raising a baby
53. Personal resume
54. Any other not listed

## **CLASS B CITIZENSHIP**

Open to youth enrolled in Citizenship and Public projects/badges in an approved youth organization.

1. Poster outlining the democratic process
2. Poster outlining the three branches of US Government
3. Picture collage that shows what citizenship means to you
4. Map of a public area showing a vision of what could be
5. Interview reports from stakeholder interviewed about a community issue
6. Picture collage of what power means to you
7. Results of a survey conducted to support the citizenship project
8. Examples of letters written to support your citizenship project
9. Outline or transcript of a public speech you gave to support a community issue
10. Scrapbook reflecting what was learned during the citizenship project
11. Report describing what you did for one step of your citizenship project
12. Media piece written to support a chosen advocacy group's mission or issues (i.e., letters to the editor, press releases, web pages, radio PSAs, etc.)
13. Poster listing a chosen advocacy group's ground rules
14. Magazine picture collage illustrating a chosen advocacy group's issue
15. Mission statement poster with pictures that illustrate a chosen advocacy group's purpose and beliefs
16. Stakeholder map that illustrates influence, interests and power of chosen advocacy group
17. Master Action Plan for the Citizenship Activity
18. Sample petition and signatures to garner support for a community issue
19. Report on a citizenship fundraising effort
20. Any other exhibit, not listed above

## **Class C International Relations**

Lots 1-5 are open to youth enrolled in International projects/badges

1. Poster on a country's landscape, pick one country
2. Photo collage depicting native dress, pick one culture

3. Exhibit on global citizenship responsibilities

4. Scrapbook of international trip

5. Any other exhibit, not listed above

Lots 6-10 are open to youth enrolled in International projects/badges

6. Poster depicting family life, pick one country

7. Poster or display on one aspect of culture, pick one country

8. Photo collage contrasting your family life with that on another country

9. Scrapbook of international trip

10. Any other exhibit, not listed above

Lots 11-17 are open to youth enrolled in International projects/badges

11. Photo collage detailing one global issue, i.e., famine, drought, terrorism, health

12. Exhibit on world interdependence

13. Exhibit on international economics

14. Exhibit on an international environmental concern

15. Exhibit on an international health concern

16. Scrapbook of international trip

17. Any other exhibit, not listed above

### **Class D Intergeneration's**

Open to youth enrolled in Intergeneration's, or other Understanding Older People projects/badges.

1. Transcript of and interview with a grandparent

2. Scrapbook of experiences with an older adult

3. Poster describing what happens to our bodies as we age

4. Poster relating false ideas about aging and older people

5. Poster relating true ideas about aging and older people

6. Report of intergenerational community service project

7. Any other exhibit not listed above



### **Class E Cultural Heritage And History**

Open to youth enrolled in any Citizenship-related project.

1. Poster diagramming your family tree

2. Photo collage depicting an Oneida County historical landmark with explanation

3. Poster listing steps you could take to trace family roots

4. Scrapbook of community history

5. Transcript of interview pertaining to family history

6. Any other exhibit, not listed above

### **Class F Safety**

Open to youth enrolled in any Health-related project.

1. Recreation or physical fitness poster

2. Health poster

3. Home safety poster

4. Water safety poster

5. Hunting safety poster

6. Recreation safety poster

7. Poster pertaining to drug abuse

8. Poster promoting your youth group

9. Any other safety poster not listed above

## **DEPARTMENT 35 – EDUCATIONAL AND SCHOOL EXHIBITS**

ATCP 160.80

Open to individual youth that are home schooled, public, or private school students in Oneida County. Also open to a teacher and group of students who do not represent an entire school, i.e., a single art,

geography, or third grade class. All entries in this Department are judged using the Danish System. A "Best of Show" ribbon will be awarded to one exhibit in this Department.

For individual entries, the school/class name and teacher's name must be included on the exhibitor's entry form. Group exhibits should be entered under the school/class name, with teacher and participating grades listed. Individuals and groups will be assigned an exhibitor number. No individual may enter more than one exhibit per lot in Classes C through F. Schoolwork comprising the individual or group exhibits shall be work completed during the just completed school year.

### **Class A Group Display**

Please attach to the exhibit a list of student names and grade, along with the percentage of the total group involved in creating the display. Group displays shall be judged on originality, creativeness, quality, subject materials, art media, individual and group work, attractive arrangement, and percentage of pupils participating. First through fourth premiums: \$12.00, \$10.00, \$8.00 and \$6.00 respectively. Premiums are paid to the teacher or school.

- |                                    |                                                                               |
|------------------------------------|-------------------------------------------------------------------------------|
| 1. Art, grades K-2                 | 29. Writing (literature and poems, etc.), grades K-2                          |
| 2. Art, grades 3-5                 | 30. Writing (literature and poems, etc.), grades 3-5                          |
| 3. Art, grades 6-8                 | 31. Writing (literature and poems, etc.), grades 6-8                          |
| 4. Art, grades 9-12                | 32. Writing (literature and poems, etc.), grades 9-12                         |
| 5. Civics/Citizenship, grades K-2  | 33. Mathematics, grades K-2                                                   |
| 6. Civics/Citizenship, grades 3-5  | 34. Mathematics, grades 3-5                                                   |
| 7. Civics/Citizenship, grades 6-8  | 35. Mathematics, grades 6-8                                                   |
| 8. Civics/Citizenship, grades 9-12 | 36. Mathematics, grades 9-12                                                  |
| 9. Geography, grades K-2           | 37. Natural/Environmental Science, grades K-2                                 |
| 10. Geography, grades 3-5          | 38. Natural/Environmental Science, grades 3-5                                 |
| 11. Geography, grades 6-8          | 39. Natural/Environmental Science, grades 6-8                                 |
| 12. Geography, grades 9-12         | 40. Natural/Environmental Science, grades 9-12                                |
| 13. History, grades K-2            | 41. Other Science, grades K-2                                                 |
| 14. History, grades 3-5            | 42. Other Science, grades 3-5                                                 |
| 15. History, grades 6-8            | 43. Other Science, grades 6-8                                                 |
| 16. History, grades 9-12           | 44. Other Science, grades 9-12                                                |
| 17. Home Economics, grades K-2     | 45. Special Education, grades K-2                                             |
| 18. Home Economics, grades 3-5     | 46. Special Education, grades 3-5                                             |
| 19. Home Economics, grades 6-8     | 47. Special Education, grades 6-8                                             |
| 20. Home Economics, grades 9-12    | 48. Special Education, grades 9-12                                            |
| 21. Industrial Arts, grades K-2    | 49. Theater Arts/Drama, grades K-2                                            |
| 22. Industrial Arts, grades 3-5    | 50. Theater Arts/Drama, grades 3-5                                            |
| 23. Industrial Arts, grades 6-8    | 51. Theater Arts/Drama, grades 6-8                                            |
| 24. Industrial Arts, grades 9-12   | 52. Theater Arts/Drama, grades 9-12                                           |
| 25. Languages, grades K-2          | 53. Other subject taught during the school year, grades K-2, not listed above |
| 26. Languages, grades 3-5          | 54. Other subject taught during the school year, grades 3-5, not listed above |
| 27. Languages, grades 6-8          | 55. Other subject taught during the school year, grades 6-9 not listed above  |
| 28. Languages, grades 9-12         | 56. Other subject taught during the school year, grades 9-12 not listed above |

### **Class B Educational Display**


Please attach to the exhibit a list of student names involved in creating the display. Group displays shall be judged on originality, creativeness, quality, subject materials, art media, eye appeal and arrangement. First through fourth premiums are awarded for each lot as: \$12.00, \$10.00, \$8.00 and \$6.00 respectively. Premiums are paid to the teacher or school.

1. Educational display featuring the teaching & development of one subject, pre-school
2. Educational display featuring the teaching & development of one subject, kindergarten
3. Educational display featuring the teaching & development of one subject, 1st grade
4. Educational display featuring the teaching & development of one subject, 2nd grade
5. Educational display featuring the teaching & development of one subject, 3rd grade
6. Educational display featuring the teaching & development of one subject, 4th grade
7. Educational display featuring the teaching & development of one subject, 5th grade
8. Educational display featuring the teaching & development of one subject, 6th grade
9. Educational display featuring the teaching & development of one subject, 7th grade
10. Educational display featuring the teaching & development of one subject, 8th grade
11. Educational display featuring the teaching & development of one subject, 9th grade
12. Educational display featuring the teaching & development of one subject, 10th grade
13. Educational display featuring the teaching & development of one subject, 11th grade
14. Educational display featuring the teaching & development of one subject, 12th grade

### **Class C Individual Art: Painting**

First through fourth premiums are awarded for each lot as: \$3.00, \$2.75, \$2.50 and \$2.25 respectively. Premiums are paid to the exhibitor.

- |                                    |                                      |
|------------------------------------|--------------------------------------|
| 1. Youth in grades K-2, Acrylic    | 10. Youth in grades 3-5, Air Brush   |
| 2. Youth in grades K-2, Tempra     | 11. Youth in grades 6-8, Acrylic     |
| 3. Youth in grades K-2, Watercolor | 12. Youth in grades 6-8, Tempra      |
| 4. Youth in grades K-2, Oil        | 13. Youth in grades 6-8, Watercolor  |
| 5. Youth in grades K-2, Air Brush  | 14. Youth in grades 6-8, Oil         |
| 6. Youth in grades 3-5, Acrylic    | 15. Youth in grades 6-8, Air Brush   |
| 7. Youth in grades 3-5, Tempra     | 16. Youth in grades 9-12, Acrylic    |
| 8. Youth in grades 3-5, Watercolor | 17. Youth in grades 9-12, Tempra     |
| 9. Youth in grades 3-5, Oil        | 18. Youth in grades 9-12, Watercolor |
|                                    | 19. Youth in grades 9-12, Oil        |
|                                    | 20. Youth in grades 9-12, Air Brush  |



### **Class D Individual Art: Drawing**

First through fourth premiums are awarded for each lot as: \$3.00, \$2.75, \$2.50 and \$2.25 respectively. Premiums are paid to the exhibitor.

- |                                         |                                          |
|-----------------------------------------|------------------------------------------|
| 1. Youth in grades K-2, Marker          | 17. Youth in grades 6-8, Ink             |
| 2. Youth in grades K-2, Crayon          | 18. Youth in grades 6-8, Colored Pencil  |
| 3. Youth in grades K-2, Ink             | 19. Youth in grades 6-8, Oil Pastel      |
| 4. Youth in grades K-2, Colored Pencil  | 20. Youth in grades 6-8, Chalk           |
| 5. Youth in grades K-2, Oil Pastel      | 21. Youth in grades 6-8, Pencil          |
| 6. Youth in grades K-2, Chalk           | 22. Youth in grades 9-12, Marker         |
| 7. Youth in grades K-2, Pencil          | 23. Youth in grades 9-12, Crayon         |
| 8. Youth in grades 3-5, Marker          | 24. Youth in grades 9-12, Ink            |
| 9. Youth in grades 3-5, Crayon          | 25. Youth in grades 9-12, Colored Pencil |
| 10. Youth in grades 3-5, Ink            | 26. Youth in grades 9-12, Oil Pastel     |
| 11. Youth in grades 3-5, Colored Pencil | 27. Youth in grades 9-12, Chalk          |
| 12. Youth in grades 3-5, Oil Pastel     | 28. Youth in grades 9-12, Pencil         |
| 13. Youth in grades 3-5, Chalk          |                                          |
| 14. Youth in grades 3-5, Pencil         |                                          |
| 15. Youth in grades 6-8, Marker         |                                          |
| 16. Youth in grades 6-8, Crayon         |                                          |

### **Class E Individual Art: Mixed Medium**

First through fourth premiums are awarded for each lot as: \$3.00, \$2.75, \$2.50 and \$2.25 respectively. Premiums are paid to the exhibitor.

- |                        |                         |
|------------------------|-------------------------|
| 1. Youth in grades K-2 | 3. Youth in grades 6-8  |
| 2. Youth in grades 3-5 | 4. Youth in grades 9-13 |

**Class F Individual Art: Assemblage (Paper And Glue)**

First through fourth premiums are awarded for each lot as: \$3.00, \$2.75, \$2.50 and \$2.25 respectively. Premiums are paid to the exhibitor.

- |                        |                         |
|------------------------|-------------------------|
| 1. Youth in grades K-2 | 3. Youth in grades 6-8  |
| 2. Youth in grades 3-5 | 4. Youth in grades 9-13 |

**Class G Individual Art: Printmaking**

First through fourth premiums are awarded for each lot as: \$3.00, \$2.75, \$2.50 and \$2.25 respectively. Premiums are paid to the exhibitor.

- |                        |                         |
|------------------------|-------------------------|
| 1. Youth in grades K-2 | 3. Youth in grades 6-8  |
| 2. Youth in grades 3-5 | 4. Youth in grades 9-13 |

**Class H Individual Art: Fiber Art**

First through fourth premiums are awarded for each lot as: \$3.00, \$2.75, \$2.50 and \$2.25 respectively. Premiums are paid to the exhibitor.

- |                        |                         |
|------------------------|-------------------------|
| 1. Youth in grades K-2 | 3. Youth in grades 6-8  |
| 2. Youth in grades 3-5 | 4. Youth in grades 9-13 |

**Class I Individual Art: Sculpture**

First through fourth premiums are awarded for each lot as: \$3.00, \$2.75, \$2.50 and \$2.25 respectively. Premiums are paid to the exhibitor.

- |                                              |                                               |
|----------------------------------------------|-----------------------------------------------|
| 1. Youth in grades K-2, Ceramic              | 11. Youth in grades 6-8, Ceramic              |
| 2. Youth in grades K-2, Wood                 | 12. Youth in grades 6-8, Wood                 |
| 3. Youth in grades K-2, Paper                | 13. Youth in grades 6-8, Paper 78             |
| 4. Youth in grades K-2, Paper Mache          | 14. Youth in grades 6-8, Paper Mache          |
| 5. Youth in grades K-2, 3-D Printer/Plastic  | 15. Youth in grades 6-8, 3-D Printer/Plastic  |
| 16. Youth in grades 9-12, Ceramic            |                                               |
| 6. Youth in grades 3-5, Ceramic              | 17. Youth in grades 9-12, Wood                |
| 7. Youth in grades 3-5, Wood                 | 18. Youth in grades 9-12, Paper               |
| 8. Youth in grades 3-5, Paper                | 19. Youth in grades 9-12, Paper Mache         |
| 9. Youth in grades 3-5, Paper Mache          | 20. Youth in grades 9-12, 3-D Printer/Plastic |
| 10. Youth in grades 3-5, 3-D Printer/Plastic |                                               |

**Class J Individual Food, Nutrition, And Home Economics**

First through fourth premiums are awarded for each lot as: \$3.00, \$2.75, \$2.50 and \$2.25 respectively. Premiums are paid to the exhibitor.

- |                        |                         |
|------------------------|-------------------------|
| 1. Youth in grades K-2 | 3. Youth in Grades 6-8  |
| 2. Youth in grades 3-5 | 4. Youth in grades 9-13 |



**Class K Individual Science Or Math**

First through fourth premiums are awarded for each lot as: \$3.00, \$2.75, \$2.50 and \$2.25 respectively. Premiums are paid to the exhibitor.

- |                        |                         |
|------------------------|-------------------------|
| 1. Youth in grades K-2 | 3. Youth in Grades 6-8  |
| 2. Youth in grades 3-5 | 4. Youth in grades 9-13 |

**Class L Individual Industrial Arts**

First through fourth premiums are awarded for each lot as: \$3.00, \$2.75, \$2.50 and \$2.25 respectively. Premiums are paid to the exhibitor.

- |                        |                         |
|------------------------|-------------------------|
| 5. Youth in grades K-2 | 7. Youth in Grades 6-8  |
| 6. Youth in grades 3-5 | 8. Youth in grades 9-13 |

**Class M Individual Natural Resources/Environmental Science**

First through fourth premiums are awarded for each lot as: \$3.00, \$2.75, \$2.50 and \$2.25



respectively. Premiums are paid to the exhibitor.

1. Civics/Citizenship, grades K-2
2. Civics/Citizenship, grades 3-5
3. Civics/Citizenship, grades 6-8
4. Civics/Citizenship, grades 9-13
5. Geography, grades K-2
6. Geography, grades 3-5



7. Geography, grades 6-8
8. Geography, grades 9-13
9. History, grades K-2
10. History, grades 3-5
11. History, grades 6-8
12. History, grades 9-13

### **Class N Language Arts**

First through fourth premiums are awarded for each lot as: \$3.00, \$2.75, \$2.50 and \$2.25 respectively. Premiums are paid to the exhibitor.

1. Languages, grades K-2
2. Languages, grades 3-5
3. Languages, grades 6-8
4. Languages, grades 9-13
5. Writing (literature and poems, etc.), grades K-2
6. Writing (literature and poems, etc.), grades 3-5
7. Writing (literature and poems, etc.), grades 6-8
8. Writing (literature and poems, etc.), grade 9-13
9. Theater Arts/Drama, grades K-2
10. Theater Arts/Drama, grades 3-5
11. Theater Arts/Drama, grades 6-8
12. Theater Arts/Drama, grades 9-13

### **Class O General Science/Math**

First through fourth premiums are awarded for each lot as: \$3.00, \$2.75, \$2.50 and \$2.25 respectively. Premiums are paid to the exhibitor.

1. Other Science, grades K-2
2. Other Science, grades 3-5
3. Other Science, grades 6-8
4. Other Science, grades 9-12
5. Mathematics, grades K-2
6. Mathematics, grades 3-5
7. Mathematics, grades 6-8
8. Mathematics, grades 9-13

### **Class P Special Education**

First through fourth premiums are awarded for each lot as: \$3.00, \$2.75, \$2.50 and \$2.25 respectively. Premiums are paid to the exhibitor.

1. Special Education, grades K-2
2. Special Education, grades 3-5
3. Special Education, grades 6-8
4. Special Education, grades 9-13

### **Class Q Any Other Subject**

First through fourth premiums are awarded for each lot as: \$3.00, \$2.75, \$2.50 and \$2.25 respectively. Premiums are paid to the exhibitor.

5. Other subject taught during the school year, grades K-2, not listed above
6. Other subject taught during the school year, grades 3-5, not listed above
7. Other subject taught during the school year, grades 6-8, not listed above
8. Other subject taught during the school year, grades 9-13, not listed above



# JUNIOR FAIR DIVISION – SCHOOL EXHIBIT ENTRY FORM

## ONEIDA COUNTY FAIR 2024

INDIVIDUAL OR CLASSROOM:

NAME: \_\_\_\_\_

PHONE: \_\_\_\_\_

ADDRESS: \_\_\_\_\_ CITY: \_\_\_\_\_ STATE: \_\_\_\_\_ ZIPCODE: \_\_\_\_\_

EMAIL \_\_\_\_\_ (Can be teachers email)

GRADE COMPLETED THIS FAIR YEAR (INDIVIDUAL STUDENT ENTRY ONLY): \_\_\_\_\_

SCHOOL NAME: \_\_\_\_\_

TEACHER NAME: \_\_\_\_\_

\*CLASS A and B: GROUPS

\*CLASS C through Q: INDIVIDUALS

DEPARTMENT	CLASS	LOT	DESCRIPTION
35			
35			
35			
35			
35			
35			
35			
35			
35			
35			
35			
35			
35			
35			
35			

This form may be duplicated for continued entries. A separate entry form must be used per student or per classroom. For more information or if you have questions, please call Stevie Henk at 715-367-0513. Keep a copy of this completed form for your reference.



Mail to:  
Oneida County Fair  
315 S Oneida Ave #202  
Rhinelander, WI 54501

Or

Register online at <https://oneidacountyfairwi.fairentry.com/Fair/SignIn/16696>

**ONEIDA COUNTY FAIR**  
**ANIMAL ID & VET CHECK INFORMATION**  
**ONEIDA COUNTY FAIR 2024**

Date: \_\_\_\_\_

Exhibitor Name: \_\_\_\_\_

Phone Number: \_\_\_\_\_ PREMISE ID#: \_\_\_\_\_

Address: \_\_\_\_\_ City: \_\_\_\_\_ State: \_\_\_\_\_ Zip code: \_\_\_\_\_

Type of Animal	Breed	Sex	Age	Type of Identification	Identification Number

Please complete this form prior to entering the fairgrounds for animal/livestock drop-off. This form will be required for each animal/livestock being exhibited at the fair. You may use this form for multiple animal entries in the table provided above.

*Please Note: You will not be able to drop-off animals/livestock at the fairgrounds until this form is completed.*

Attach copies of the vet inspection certificates and/or test papers as they must be kept on file at the Oneida County Fair Office per Department of Agriculture, Trade & Consumer Protection (DATCP) rules and regulations. Certificate copies will not be returned to exhibitors.

\_\_\_\_\_  
 Exhibitor Signature

\_\_\_\_\_  
 Date

\_\_\_\_\_  
 Parent Signature if Exhibitor Under 18 years

\_\_\_\_\_



